

578

2022 TOTAL OVERDOSES

This is a 21% decrease from the **736** overdoses YTD 2021.

107

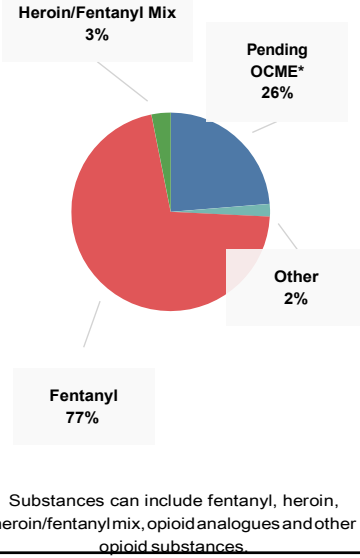
2022 FATAL OVERDOSES

This is a 30% decrease from the **152** fatal overdoses YTD 2021.

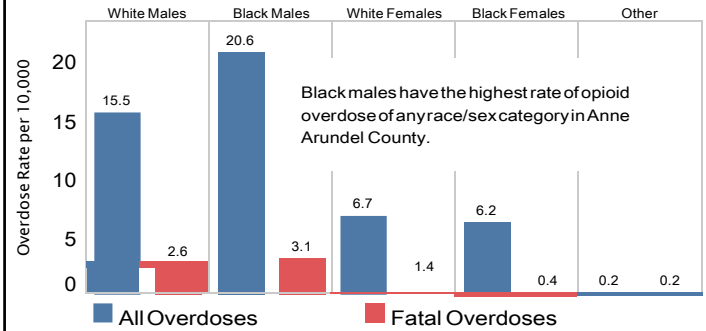
Source: Anne Arundel County and Annapolis Police Departments

Substances Involved in Fatal Opioid Overdoses YTD 2022 (n=90)

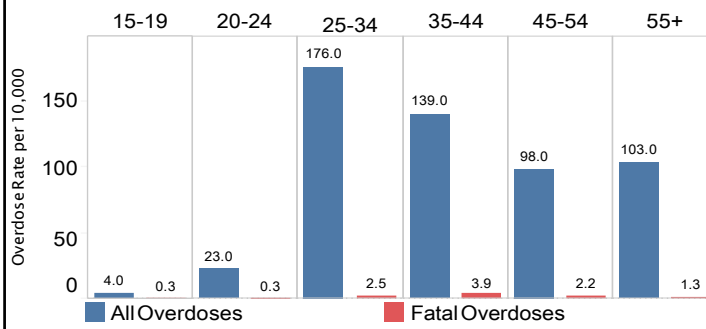
* Office of the Chief Medical Examiner Source: Anne Arundel County Police Departments. Substances data for Annapolis City not available.



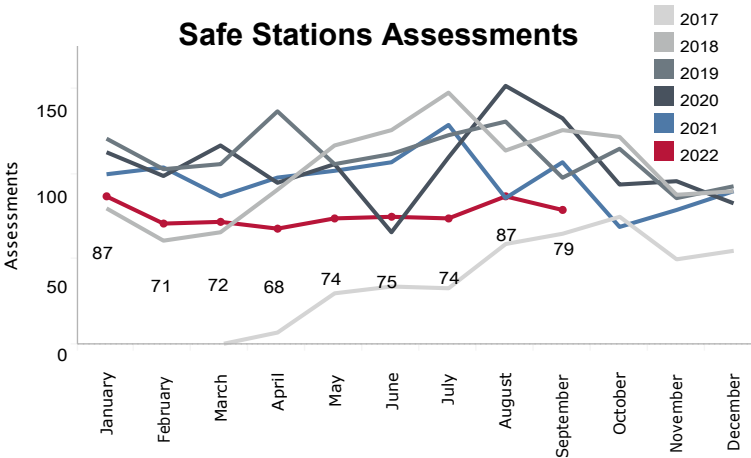
Opioid Overdose Demographics, YTD 2022



Opioid Overdoses by Age, YTD 2022



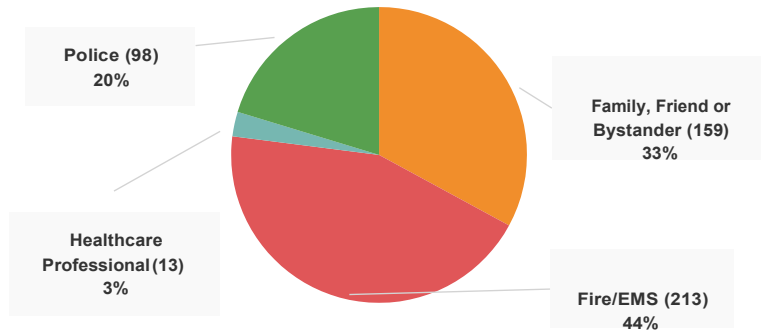
Safe Stations Assessments



Total Assessments since April 2017: 5,390
 Total 2019 Assessments: 1,331
 Total 2020 Assessments: 1,264
 Total 2021 Assessments: 1,158

Source: Anne Arundel County Crisis Response

Naloxone Administration By Whom YTD 2022 (n=483)



All incidents where naloxone administered by whom is known for fatal and non-fatal overdoses, including administration by multiple individuals.

Number of Overdoses by Month

