

Opioid-Related Data

Anne Arundel County, Including City of Annapolis

Data as of March 1, 2022

Note: The data in this report are preliminary pending Office of the Medical Examiner review and may fluctuate week to week as toxicology reports are obtained.



116

2022 TOTAL OVERDOSES

This is a 7.9% decrease from the 126 overdoses YTD 2021.

23

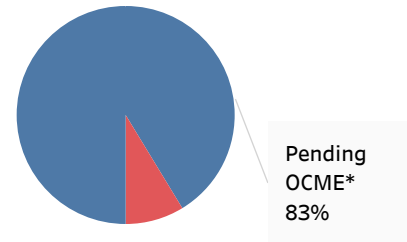


2022 FATAL OVERDOSES

This is a 20.7% decrease from the 29 fatal overdoses YTD 2021.

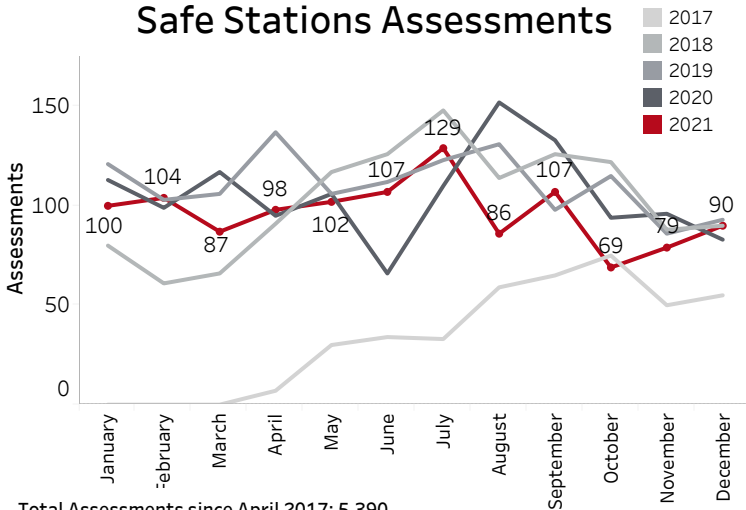
Source: Anne Arundel County and Annapolis Police Departments

Substances Involved in Fatal Opioid Overdoses YTD 2022 (n=23)



* Office of the Chief Medical Examiner
Source: Anne Arundel County and Annapolis Police Departments

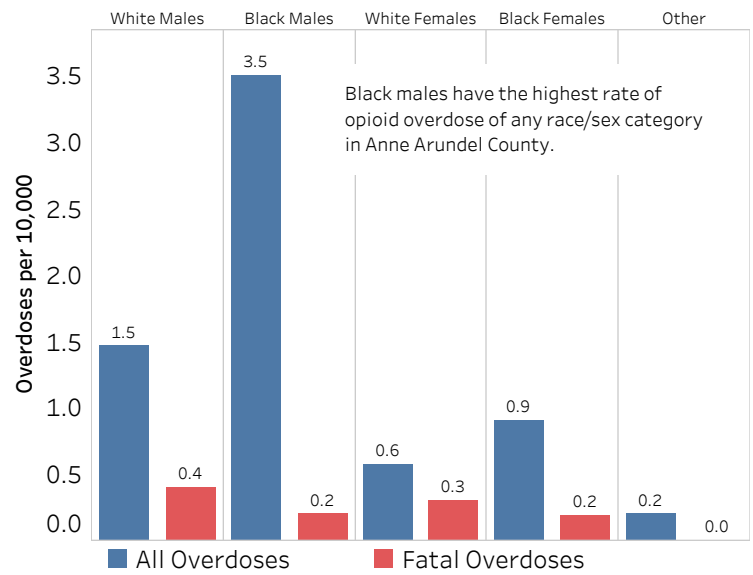
Safe Stations Assessments



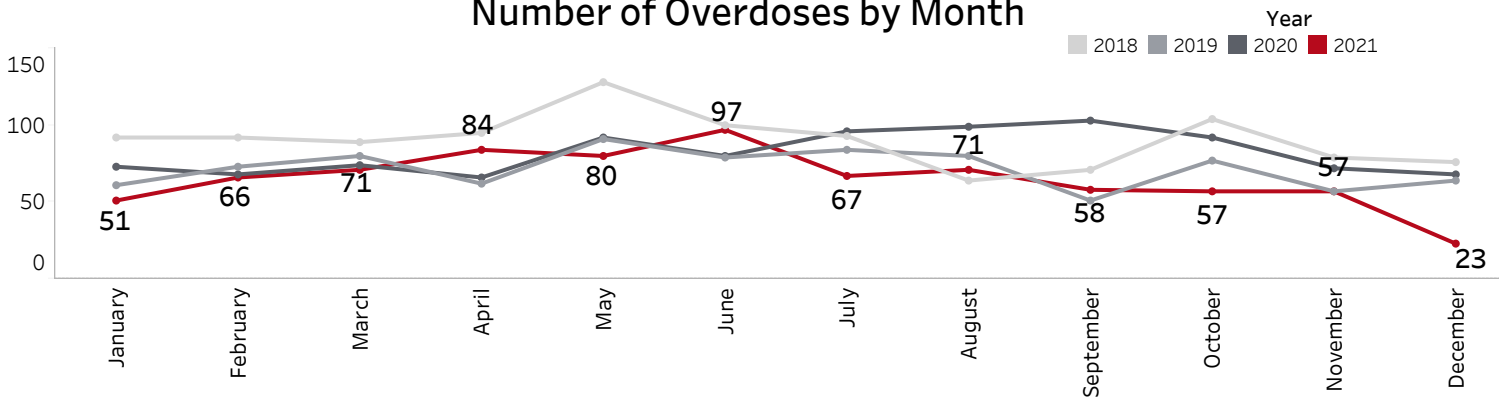
Total Assessments since April 2017: 5,390
Total 2019 Assessments: 1,331
Total 2020 Assessments: 1,264
Total 2021 Assessments: 1,158

Source: Anne Arundel County Crisis Response

Opioid Overdose Demographics, YTD 2022



Number of Overdoses by Month

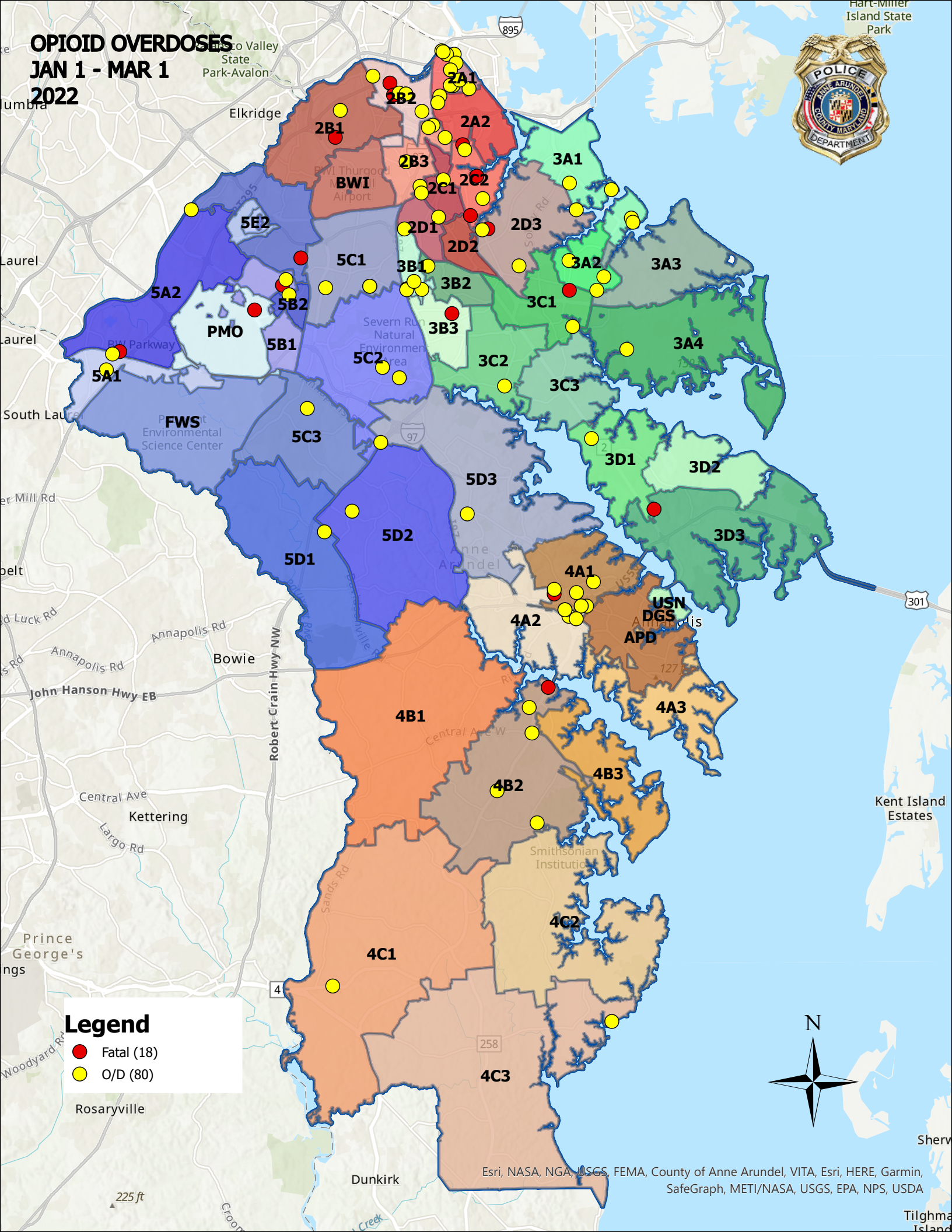


Source: Anne Arundel County and Annapolis Police Departments

OPIOID OVERDOSES

JAN 1 - MAR 1

2022



Legend

- Fatal (18)
- O/D (80)

