

# Opioid-Related Data

## Anne Arundel County, Including City of Annapolis

### Data as of March 30, 2021

Note: The data in this report are preliminary pending Office of the Medical Examiner review and may fluctuate week to week as toxicology reports are obtained.

181

### 2021 TOTAL OVERDOSES

This is a 14.6% decrease from the 212 overdoses YTD 2020.

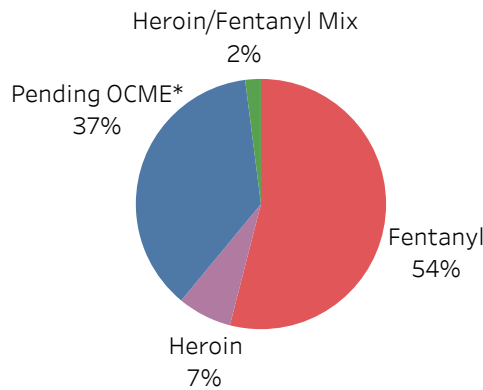
43

### 2021 FATAL OVERDOSES

This is a 6.5% decrease from the 46 fatal overdoses YTD 2020.

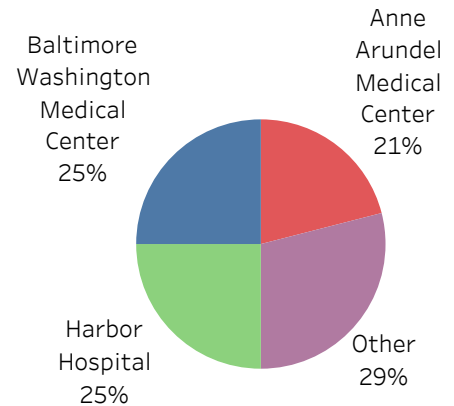
Source: Anne Arundel County and Annapolis Police Departments

### Substances Involved in Fatal Opioid Overdoses YTD 2021 (n=43)



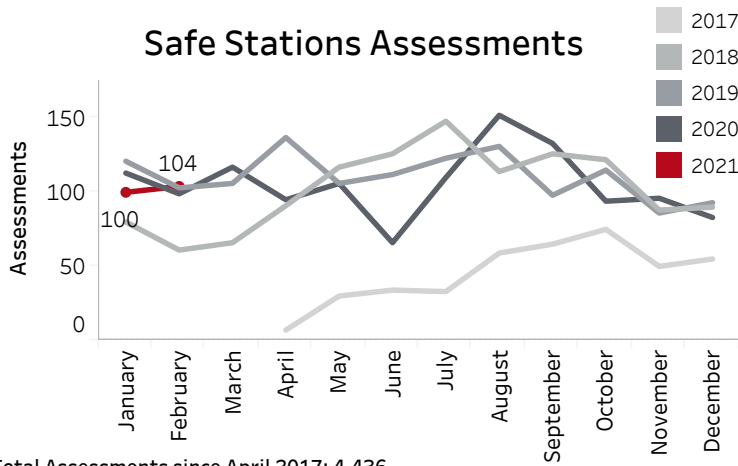
\* Office of the Chief Medical Examiner  
Source: Anne Arundel County and Annapolis Police Departments

### Hospital Encounters for Opioid-Related Diagnoses\*\* YTD 2021 (n= 143)



\*\*Diagnoses include any Anne Arundel County resident ED visit related to opioid use other than overdose, e.g., withdrawal symptoms, mental health co-occurring disorders, and infections from intravenous opioid use. Source: Electronic Surveillance System for the Early Notification of Community-Based Epidemics. Maryland Department of Health

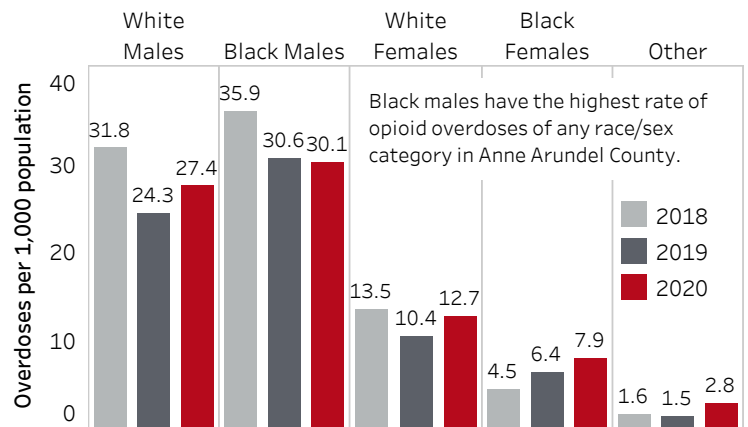
### Safe Stations Assessments



Total Assessments since April 2017: 4,436  
Total 2019 Assessments: 1,331  
Total 2020 Assessments: 1,264  
Total 2021 Assessments: 204

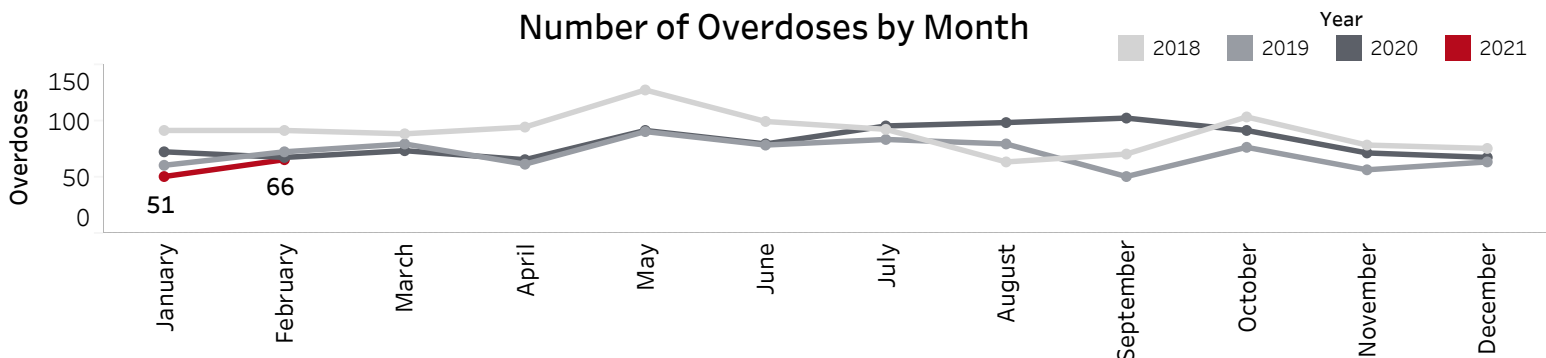
Source: Anne Arundel County Crisis Response

### Opioid Overdose Demographics



Source: Anne Arundel County and Annapolis Police Departments

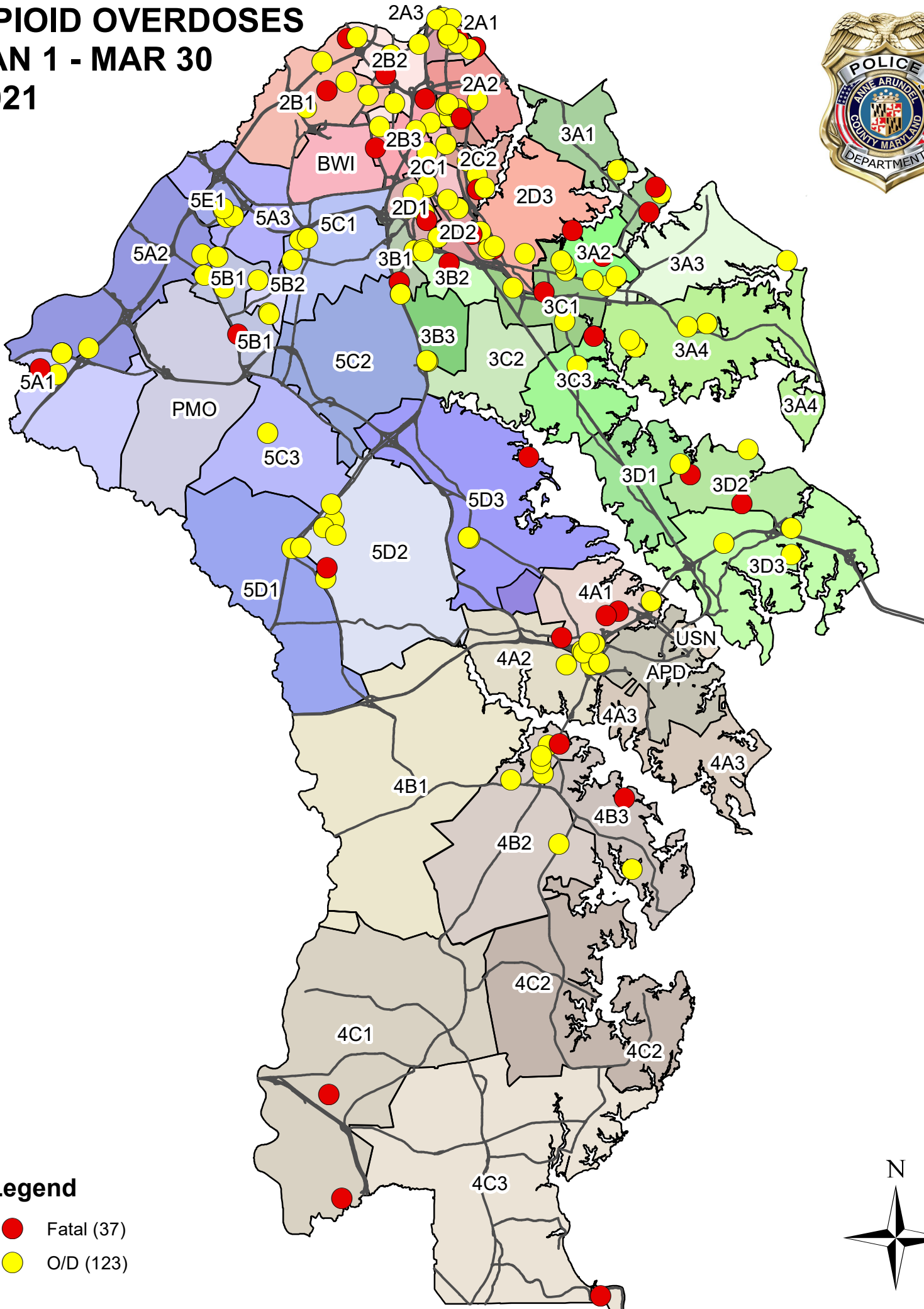
### Number of Overdoses by Month



Source: Anne Arundel County and Annapolis Police Departments

# OPIOID OVERDOSES

JAN 1 - MAR 30  
2021



## Legend

- Fatal (37)
- O/D (123)

