

**510**

**2022 TOTAL OVERDOSES**

This is a 24% decrease from the **670** overdoses YTD 2021.

**91**

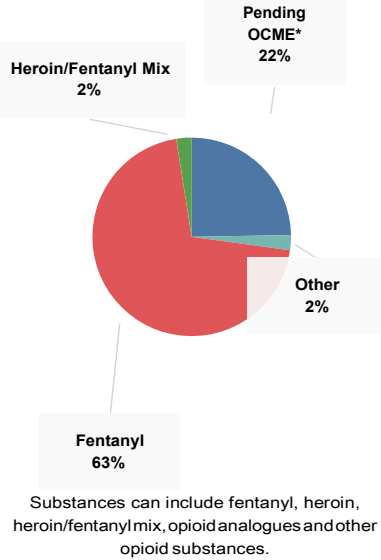
**2022 FATAL OVERDOSES**

This is a 33% decrease from the **135** fatal overdoses YTD 2021.

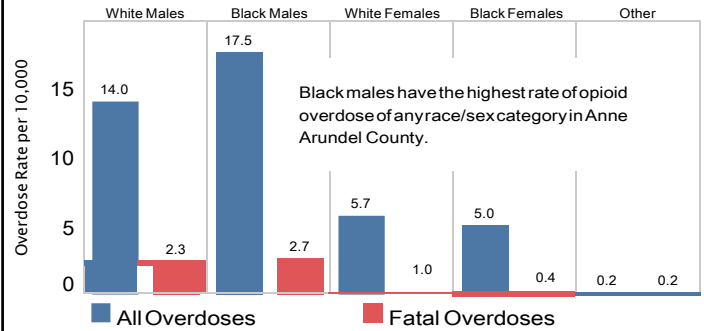
Source: Anne Arundel County and Annapolis Police Departments

**Substances Involved in Fatal Opioid Overdoses YTD 2022 (n=91)**

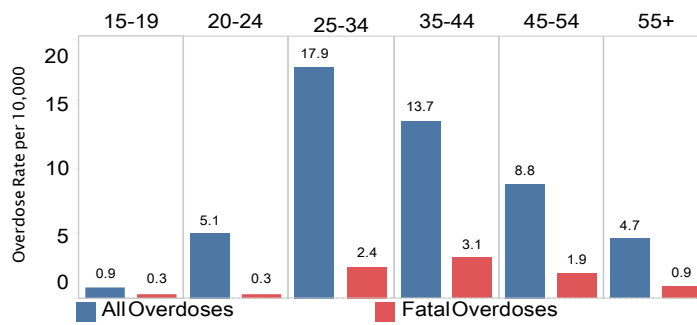
\* Office of the Chief Medical Examiner Source: Anne Arundel County and Annapolis Police Departments



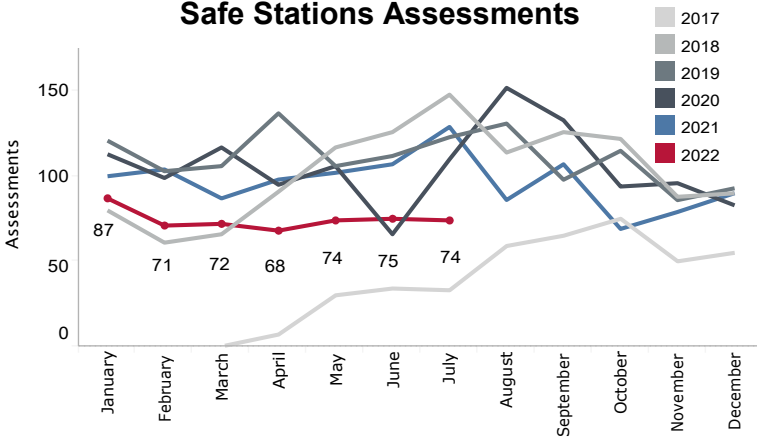
**Opioid Overdose Demographics, YTD 2022**



**Opioid Overdoses by Age, YTD 2022**



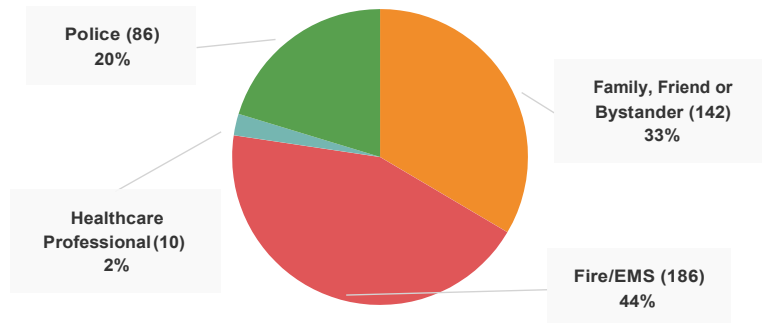
**Safe Stations Assessments**



Total Assessments since April 2017: 5,390  
 Total 2019 Assessments: 1,331  
 Total 2020 Assessments: 1,264  
 Total 2021 Assessments: 1,158

Source: Anne Arundel County Crisis Response

**Naloxone Administration By Whom YTD 2022 (n=424)**



All incidents where naloxone administered by whom is known for fatal and non-fatal overdoses, including administration by multiple individuals.

**Number of Overdoses by Month**

