

Opioid-Related Data

Anne Arundel County, Excluding City of Annapolis

Data as of January 21, 2020

Note: The data in this report are preliminary pending Office of the Medical Examiner review and may fluctuate week to week as toxicology reports are obtained.

46

2020 TOTAL OVERDOSES

This is a 35.3% increase from the 34 overdoses YTD 2019.

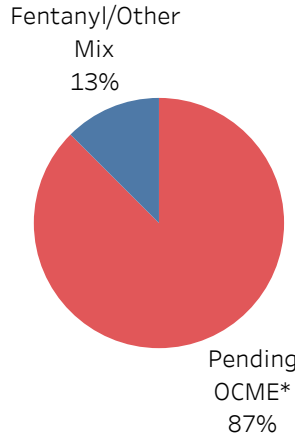
8

2020 FATAL OVERDOSES

This is a 60.0% increase from the 5 fatal overdoses YTD 2019.

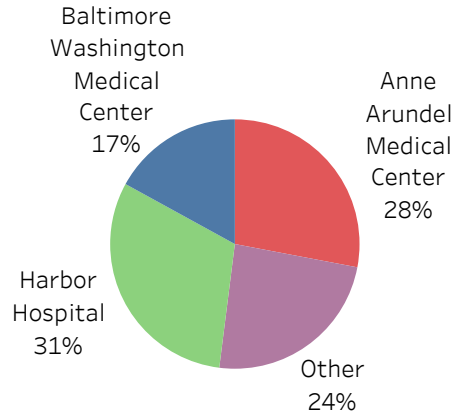
Source: Anne Arundel County Police Department

Substances Involved in Fatal Opioid Overdoses YTD 2020 (n=8)



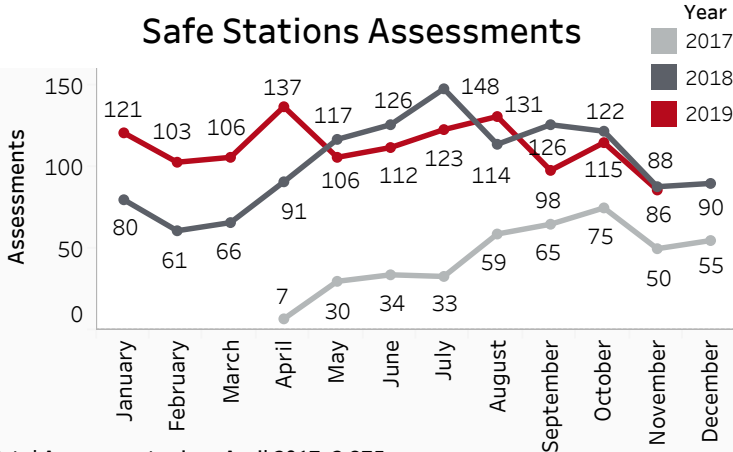
* Office of the Chief Medical Examiner
Source: Anne Arundel County Police Department

Hospital Encounters for Opioid-Related Diagnoses** YTD 2020 (n= 29)



**Diagnoses include any Anne Arundel County resident ED visit related to opioid use other than overdose, e.g., withdrawal symptoms, mental health co-occurring disorders, and infections from intravenous opioid use. Source: Electronic Surveillance System for the Early Notification of Community-Based Epidemics. Maryland Department of Health

Safe Stations Assessments



Total Assessments since April 2017: 2,875

Total 2017 Assessments: 408

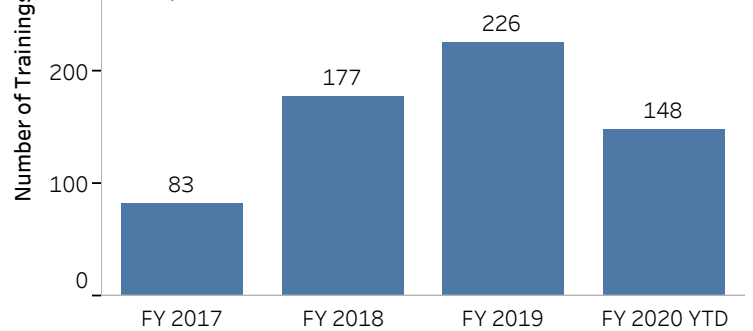
Total 2018 Assessments: 1,229

Total 2019 Assessments: 1,238

Source: Anne Arundel County Crisis Response

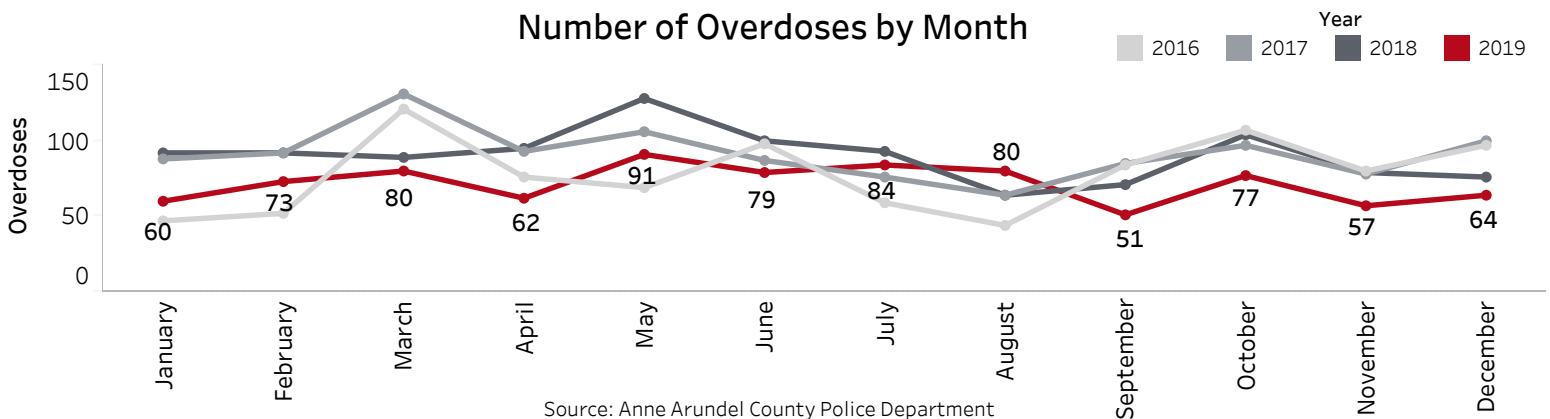
Naloxone Trainings

Naloxone trainings are conducted by Department of Health staff in the community at churches, libraries and health fairs, in correctional facilities, at recovery houses, and at various county offices.



Source: Naloxone Training Program Data, Anne Arundel County Department of Health, Fiscal Years 2017-2020 Year-to-Date (YTD)

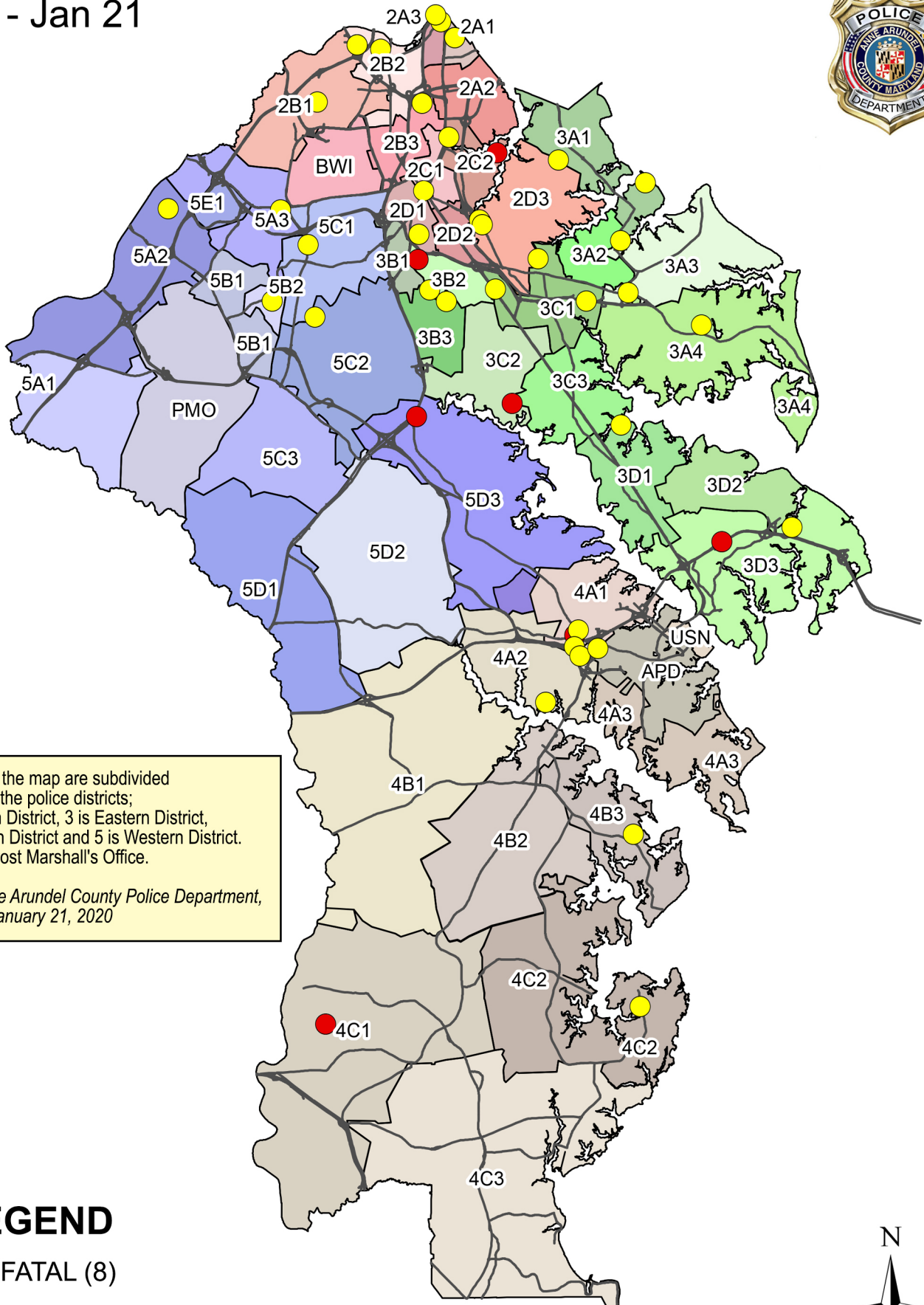
Number of Overdoses by Month



Source: Anne Arundel County Police Department

OPIOID OVERDOSES

JAN 1 - Jan 21
2020



Numbers on the map are subdivided areas within the police districts; 2 is Northern District, 3 is Eastern District, 4 is Southern District and 5 is Western District. PMO is Provost Marshall's Office.

Source: Anne Arundel County Police Department, Data as of January 21, 2020

LEGEND

- FATAL (8)
- NONFATAL (38)

