

# OPIOID-RELATED DATA

## ANNE ARUNDEL COUNTY, INCLUDING CITY OF ANNAPOLIS



1097

### 2017 TOTAL OVERDOSES

This is an 17.5% increase from the 934 overdoses in 2016.

Source: Anne Arundel County Police Department, as of 1/05/2018



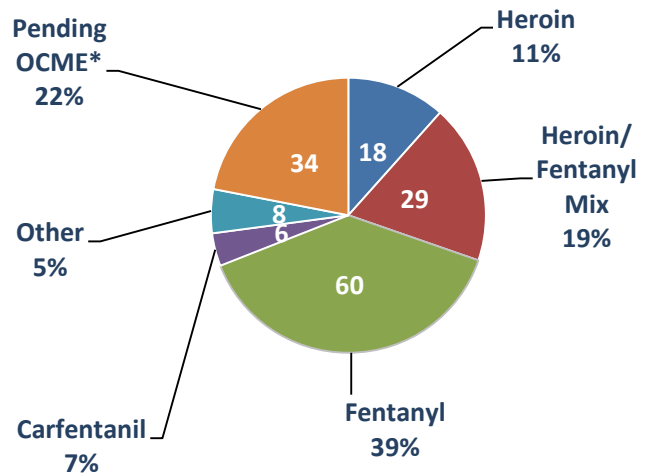
155

### 2017 FATAL OVERDOSES

The proportion of fatal overdoses to all overdoses has remained steady at 13-14% compared to last year.

Source: Anne Arundel County Police Department, as of 1/05/2018

### Substances Involved in Fatal Overdoses, 2017

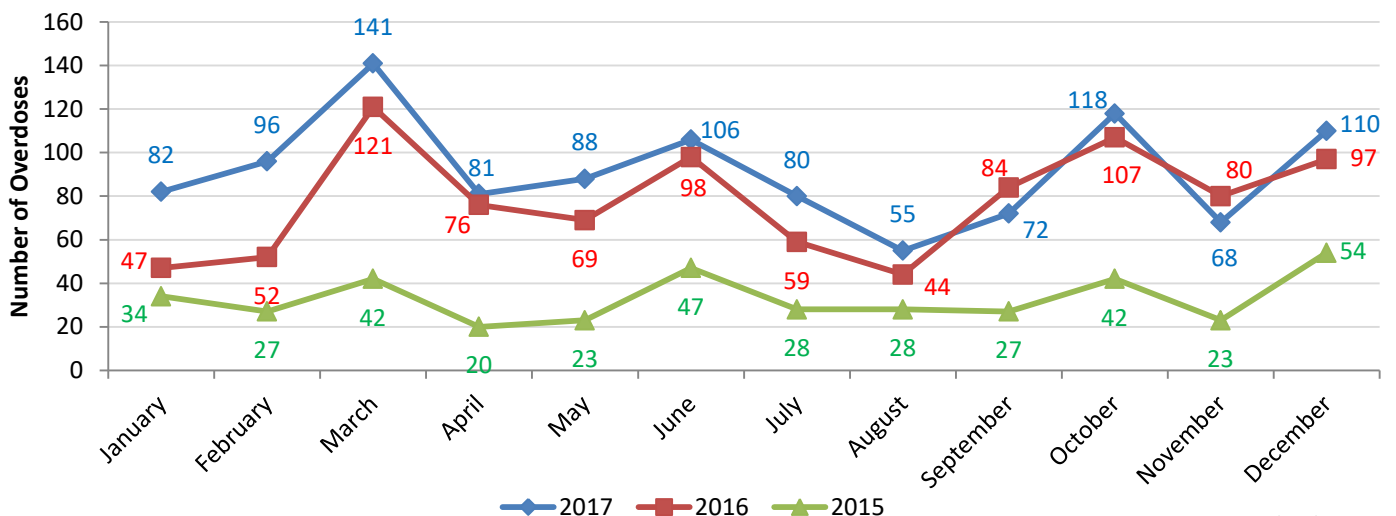


About two-thirds of fatal overdoses involved fentanyl.

\*OCME is the Office of the Chief Medical Examiner, a statewide agency responsible for determining cause and manner of death.

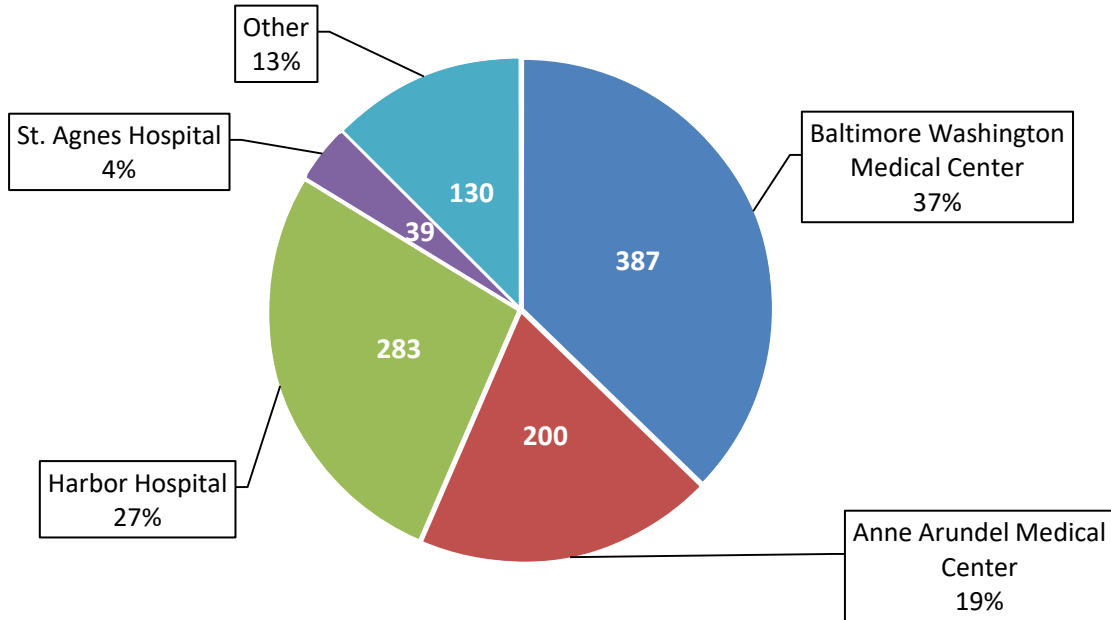
Source: Anne Arundel County Police Department, as of 1/05/2018

### Number of Overdoses by Month Reported by Anne Arundel County Police

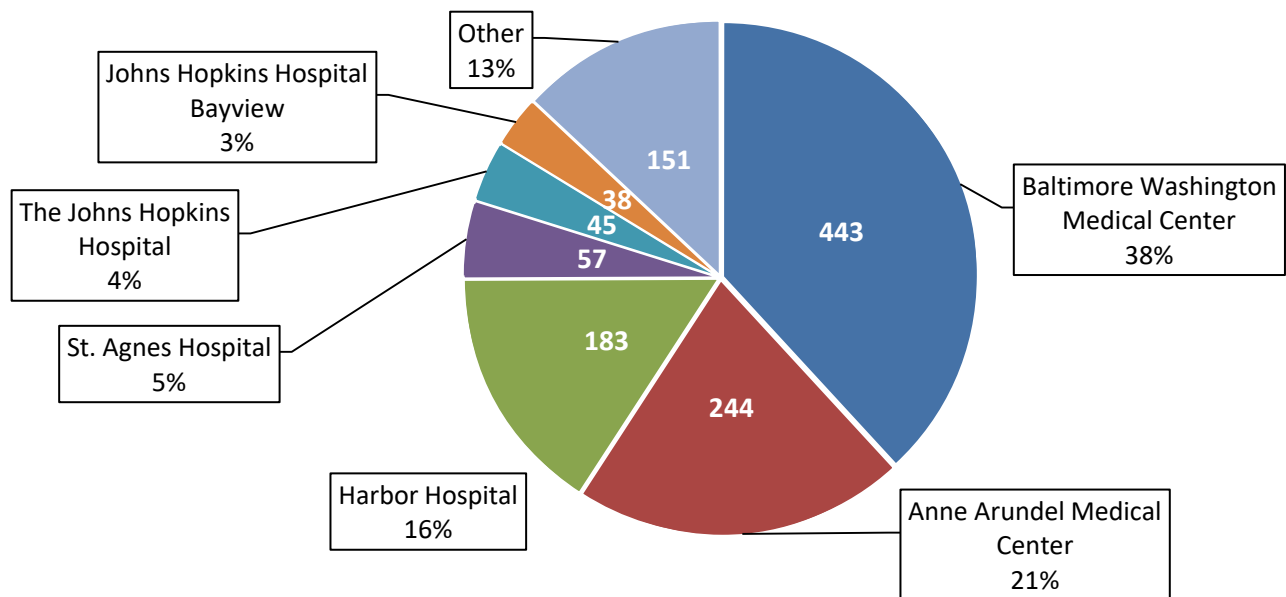


As of 1/05/2018

Maryland Hospital Encounters for Overdose,  
Anne Arundel County Residents, 2017 (N=1037)



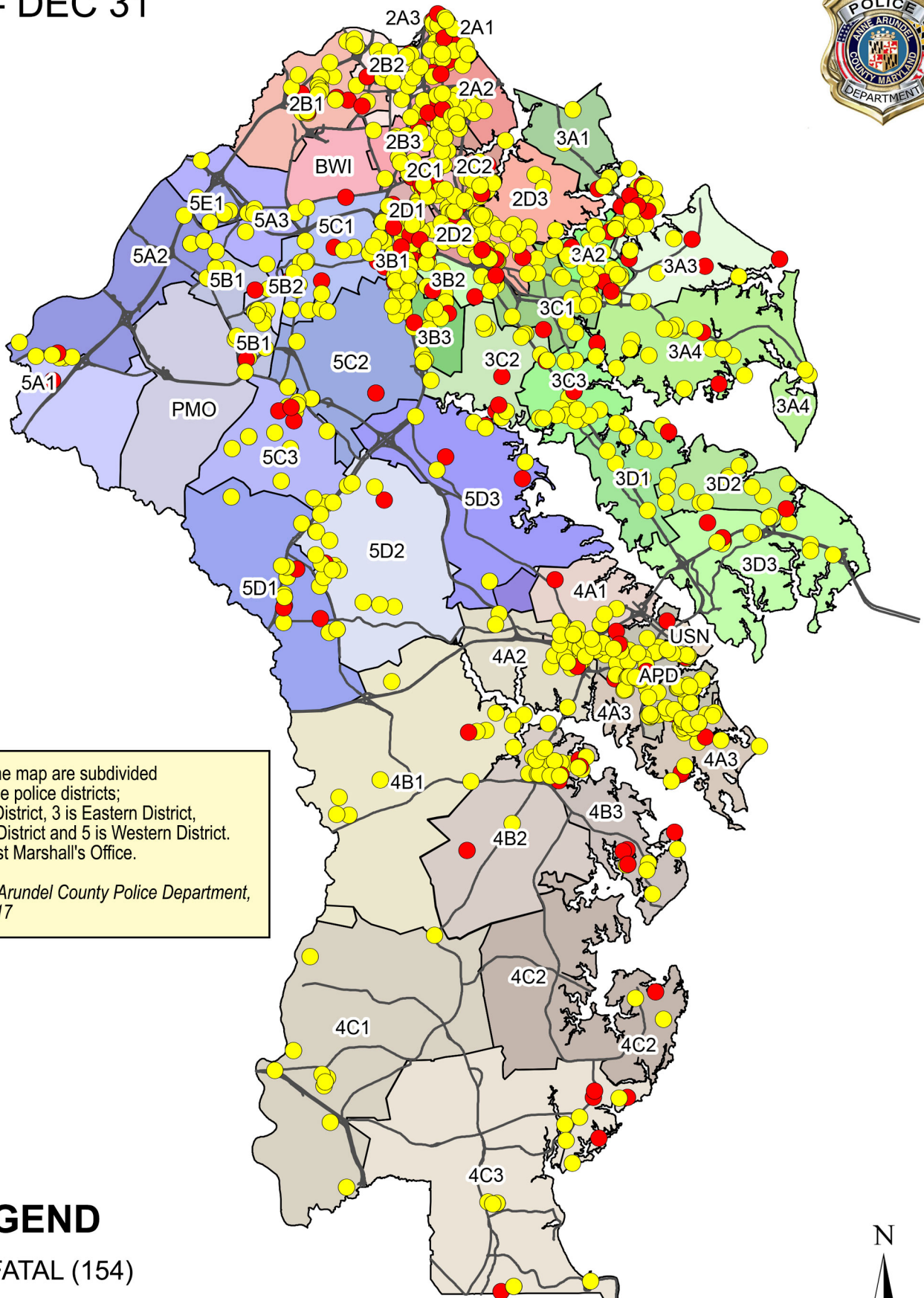
Maryland Hospital Encounters for Opioid-Related Diagnoses\*,  
Anne Arundel County Residents, 2017 (N=1163)



\*These diagnoses include any ED visit related to opioid use other than overdose, e.g., opioid-related withdrawal symptoms, mental health co-occurring disorders with opioid abuse or dependence, and infections resulting from intravenous opioid use.  
Source: Electronic Surveillance System for the Early Notification of Community-Based Epidemics (ESSENCE). Maryland Department of Health as of 1/05/2018

# OPIOID OVERDOSES

JAN 1 - DEC 31  
2017



Numbers on the map are subdivided areas within the police districts; 2 is Northern District, 3 is Eastern District, 4 is Southern District and 5 is Western District. PMO is Provost Marshall's Office.

Source: Anne Arundel County Police Department, January 5, 2017

## LEGEND

- FATAL (154)
- NONFATAL (929)

