

# OPIOID-RELATED DATA

## ANNE ARUNDEL COUNTY, INCLUDING CITY OF ANNAPOLIS



137

### 2018 TOTAL OVERDOSES

This is a 21.2% decrease from the 113 overdoses YTD 2017.

Source: Anne Arundel County Police Department, as of 2/13/2018



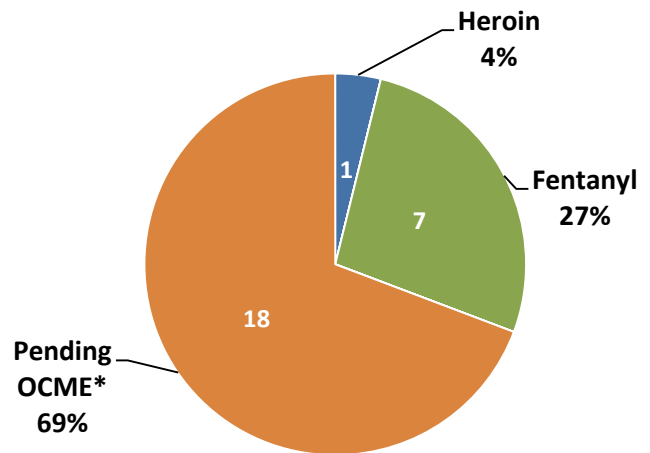
26

### 2018 FATAL OVERDOSES

This is almost triple the 9 fatal overdoses YTD 2017.

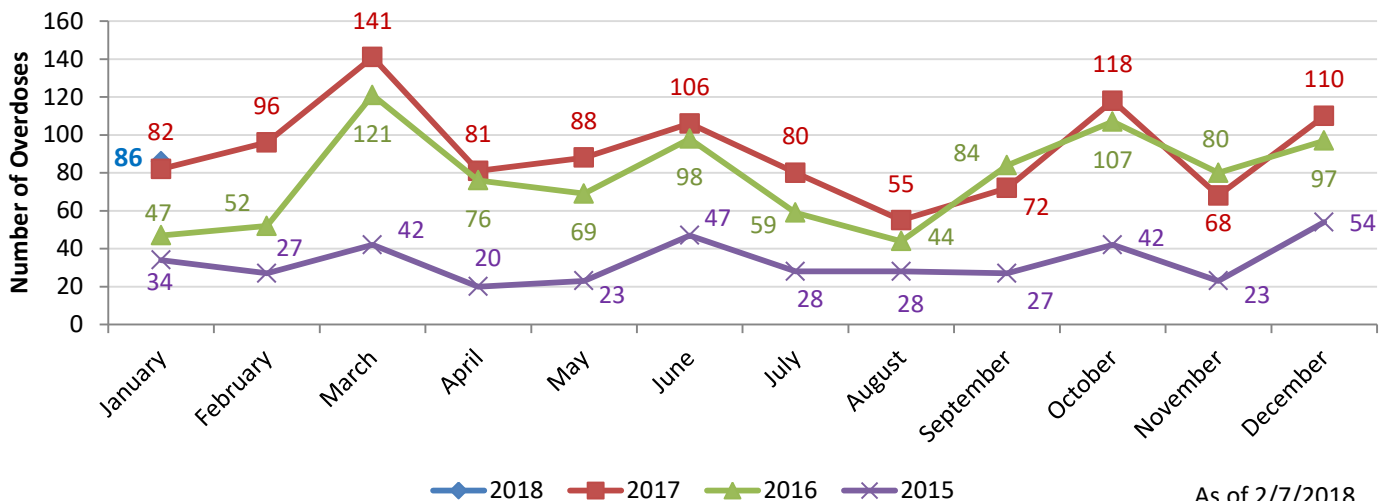
Source: Anne Arundel County Police Department, as of 2/13/2018

### Substance(s) Involved in Fatal Overdoses, YTD 2018



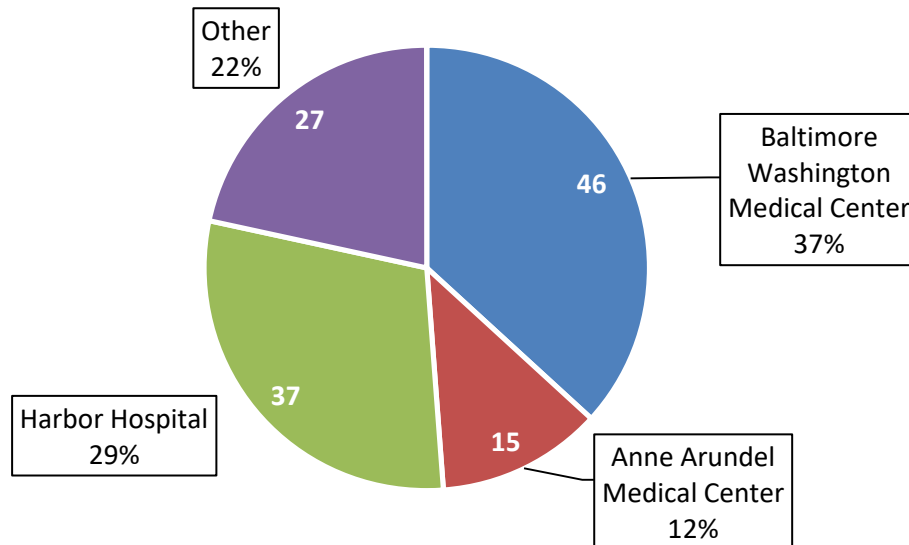
\*OCME is the Office of the Chief Medical Examiner, a statewide agency responsible for determining cause and manner of death. Source: Anne Arundel County Police Department, as of 2/14/2018

### Number of Monthly Overdoses Reported by Anne Arundel County Police

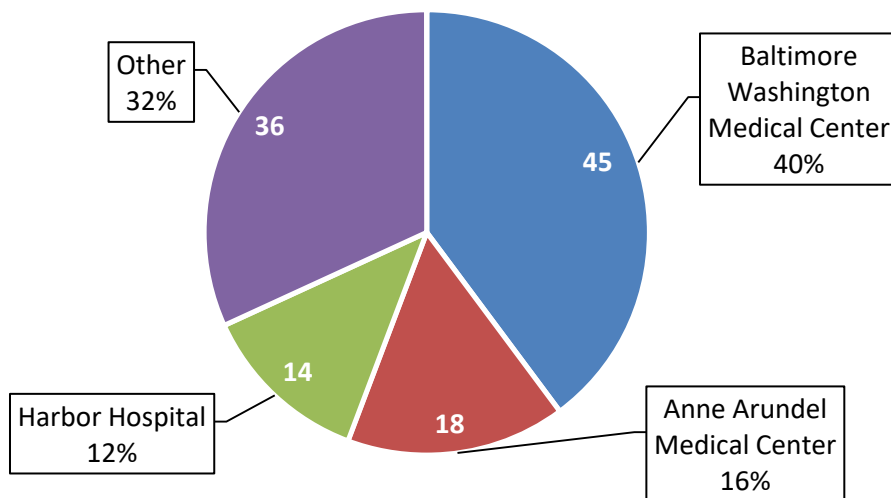


As of 2/7/2018

**Maryland Hospital Encounters for Overdose,  
Anne Arundel County Residents, 2018 (N=92)**



**Maryland Hospital Encounters for Opioid-Related Diagnoses\*,  
Anne Arundel County Residents, YTD 2018 (N=113)**



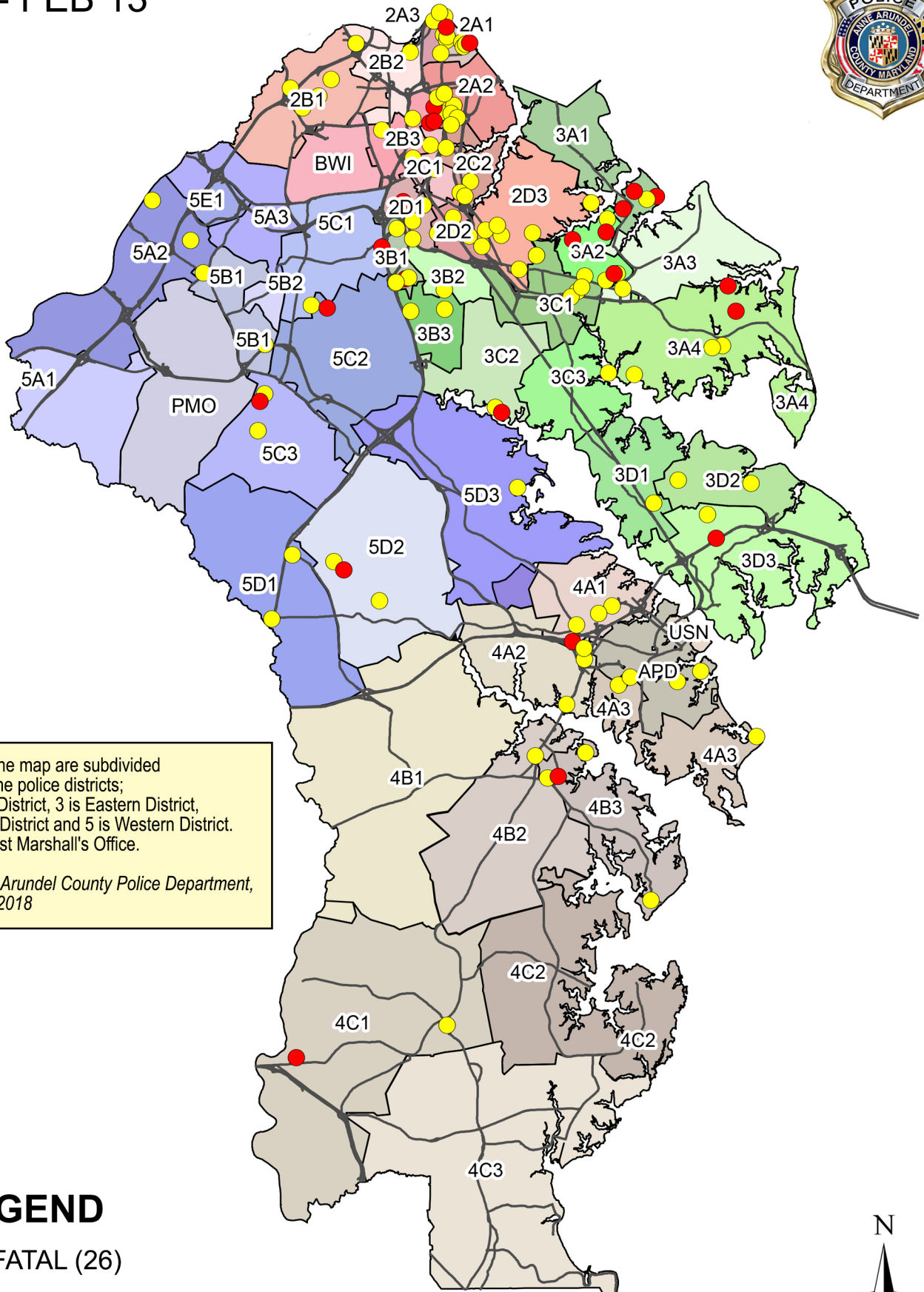
\*These diagnoses include any ED visit related to opioid use other than overdose, e.g., opioid-related withdrawal symptoms, mental health co-occurring disorders with opioid abuse or dependence, and infections resulting from intravenous opioid use.  
Source: *Electronic Surveillance System for the Early Notification of Community-Based Epidemics (ESSENCE)*. Maryland Department of Health as of 2/20/2018

NOTE: Data is suppressed with observations less than 11.

# OPIOID OVERDOSES

JAN 1 - FEB 13

2018



Numbers on the map are subdivided areas within the police districts; 2 is Northern District, 3 is Eastern District, 4 is Southern District and 5 is Western District. PMO is Provost Marshall's Office.

Source: Anne Arundel County Police Department, February 13, 2018

## LEGEND

- FATAL (26)
- NONFATAL (111)

