

Opioid-Related Data

Anne Arundel County, Including City of Annapolis

Data as of March 12, 2019

 **160**

2019 TOTAL OVERDOSES

This is a 26.6% decrease from the 218 overdoses YTD 2018.

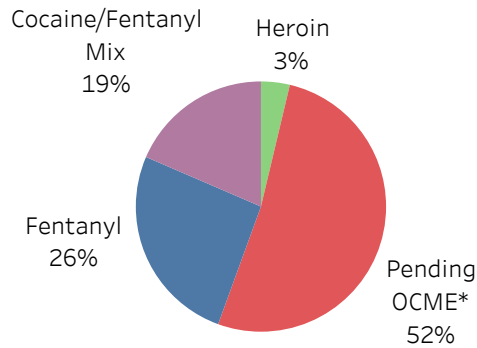
 **27**

2019 FATAL OVERDOSES

This is a 30.8% decrease from the 39 fatal overdoses YTD 2018.

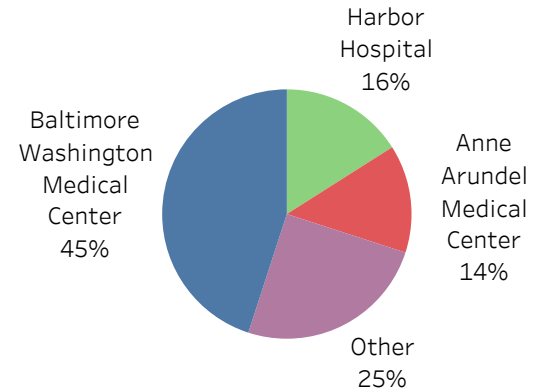
Source: Anne Arundel County Police Department

Substances Involved in Fatal Overdoses YTD 2019 (n=27)



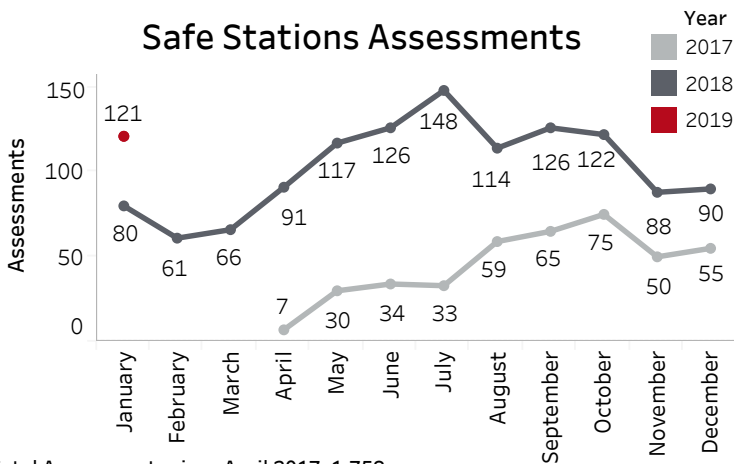
* Office of the Chief Medical Examiner
Source: Anne Arundel County Police Department

Hospital Encounters for Opioid-Related Diagnoses** YTD 2019 (n= 142)



**Diagnoses include any Anne Arundel County resident ED visit related to opioid use other than overdose, e.g., withdrawal symptoms, mental health co-occurring disorders, and infections from intravenous opioid use.
Source: Electronic Surveillance System for the Early Notification of Community-Based Epidemics. Maryland Department of Health

Safe Stations Assessments



Total Assessments since April 2017: 1,758

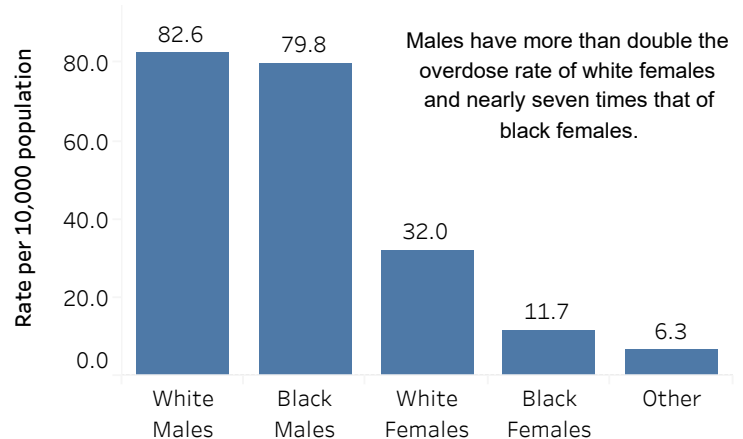
Total 2017 Assessments: 408

Total 2018 Assessments: 1,229

Total 2019 Assessments: 121

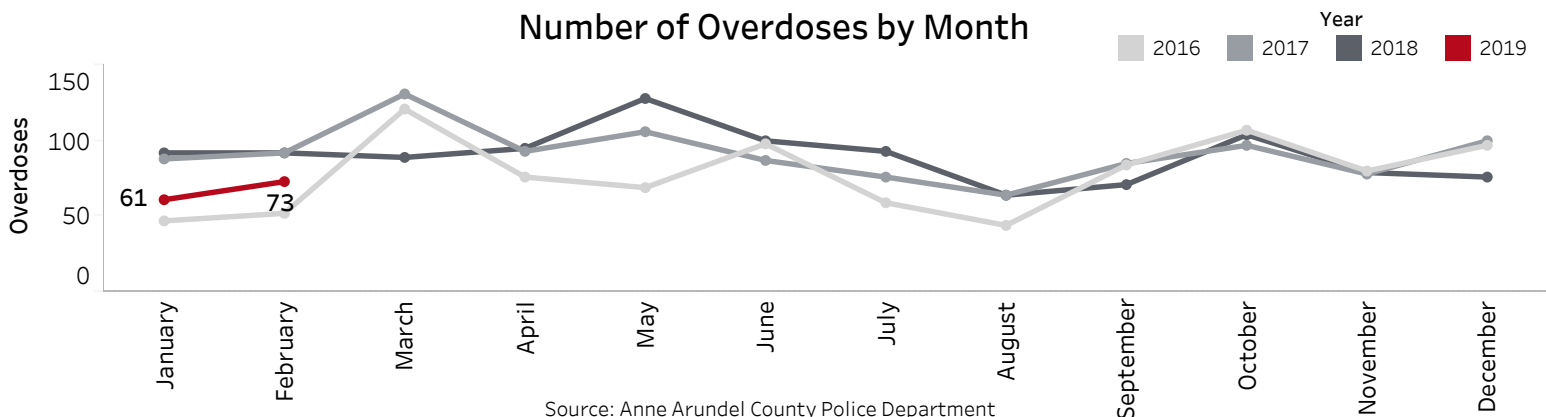
Source: Anne Arundel County Crisis Response

Opioid-Overdose Demographics



Source: Anne Arundel County Police Department and DOH Program Data

Number of Overdoses by Month

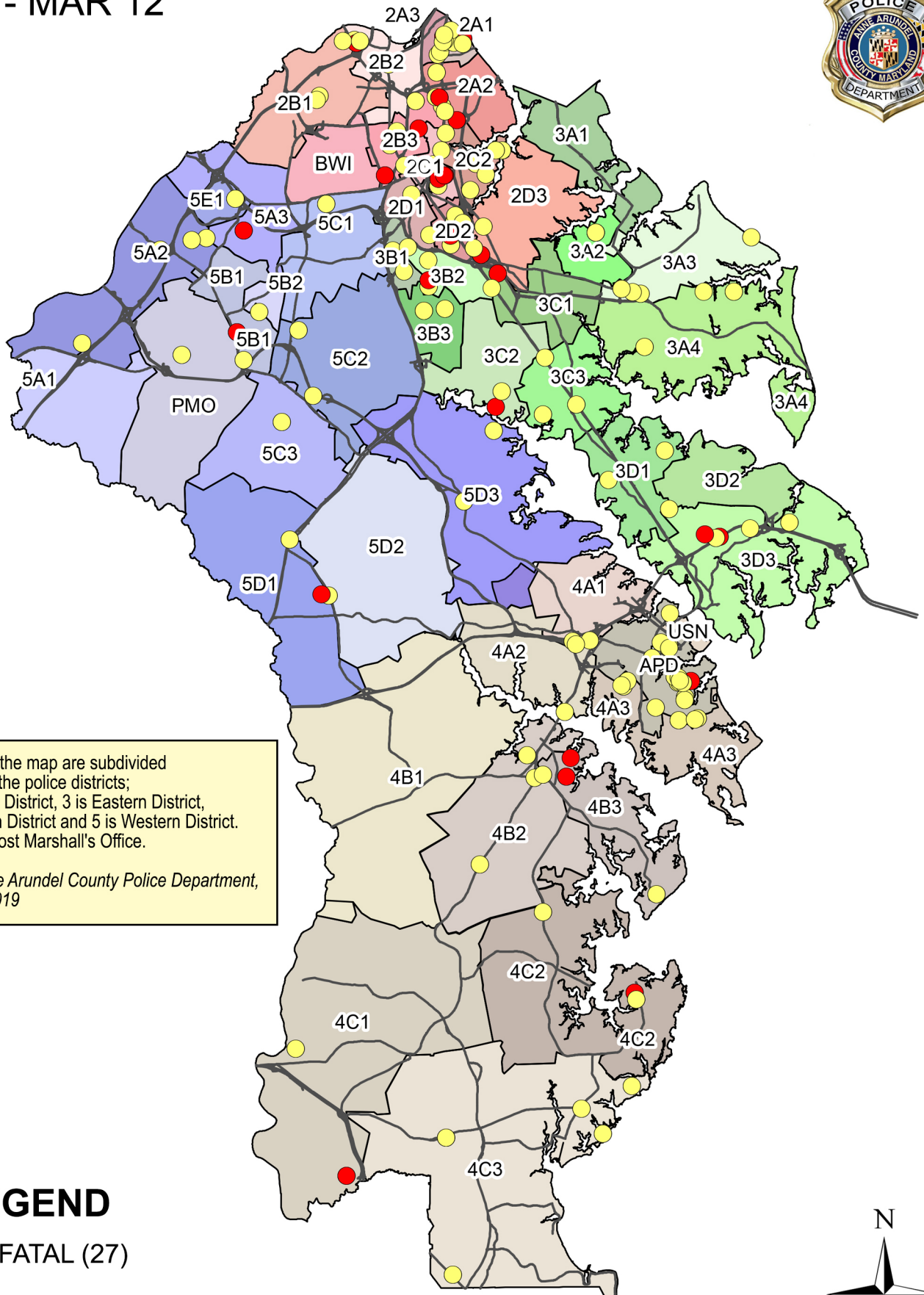


Source: Anne Arundel County Police Department

OPIOID OVERDOSES

JAN 1 - MAR 12

2019



Numbers on the map are subdivided areas within the police districts; 2 is Northern District, 3 is Eastern District, 4 is Southern District and 5 is Western District. PMO is Provost Marshall's Office.

Source: Anne Arundel County Police Department, March 12, 2019

LEGEND

- FATAL (27)
- NONFATAL (133)

