

OPIOID-RELATED DATA

ANNE ARUNDEL COUNTY, INCLUDING CITY OF ANNAPOLIS



231

2018 TOTAL OVERDOSES

This is a 13.5% decrease from the 267 overdoses YTD 2017.

Source: Anne Arundel County Police Department, as of 3/21/2018



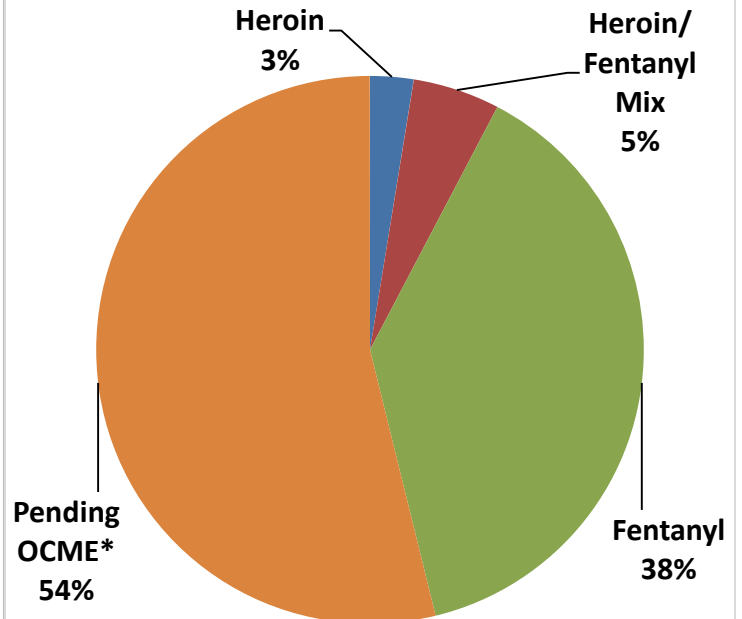
39

2018 FATAL OVERDOSES

This is a 39.2% increase from the 28 fatal overdoses YTD 2017.

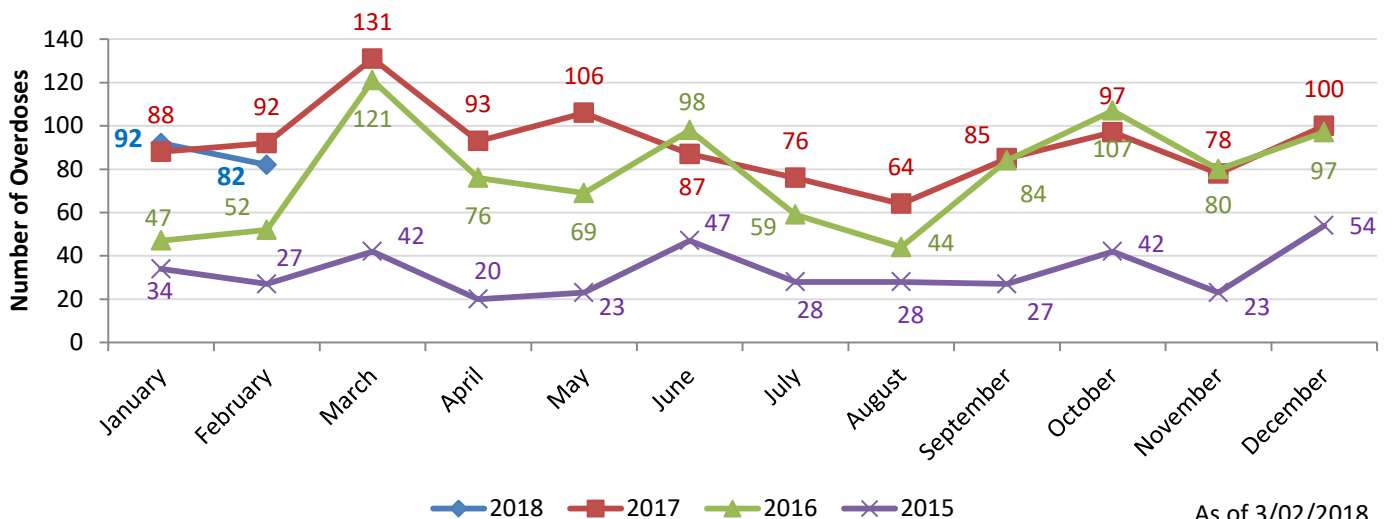
Source: Anne Arundel County Police Department, as of 3/21/2018

Substance(s) Involved in Fatal Overdoses, YTD 2018



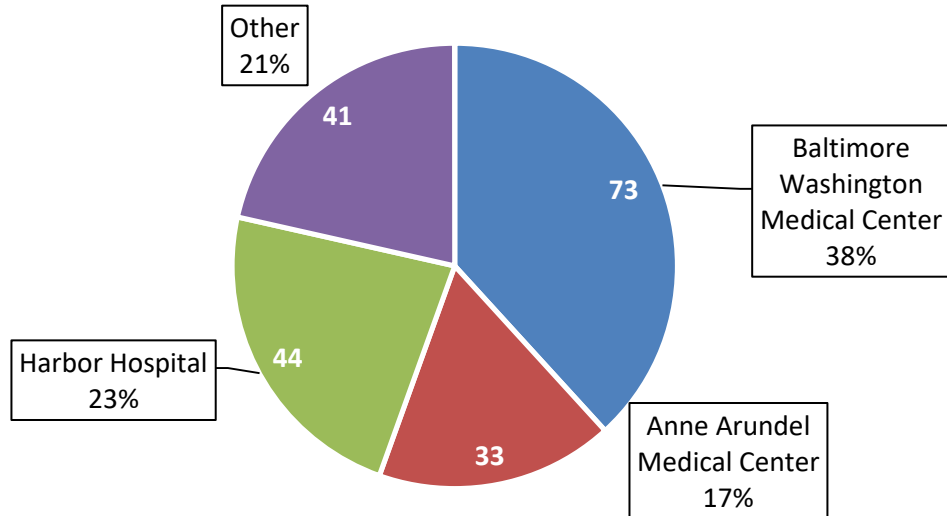
*OCME is the Office of the Chief Medical Examiner
Source: Anne Arundel County Police Department, as of 3/21/2018

Number of Monthly Overdoses Reported by Anne Arundel County Police

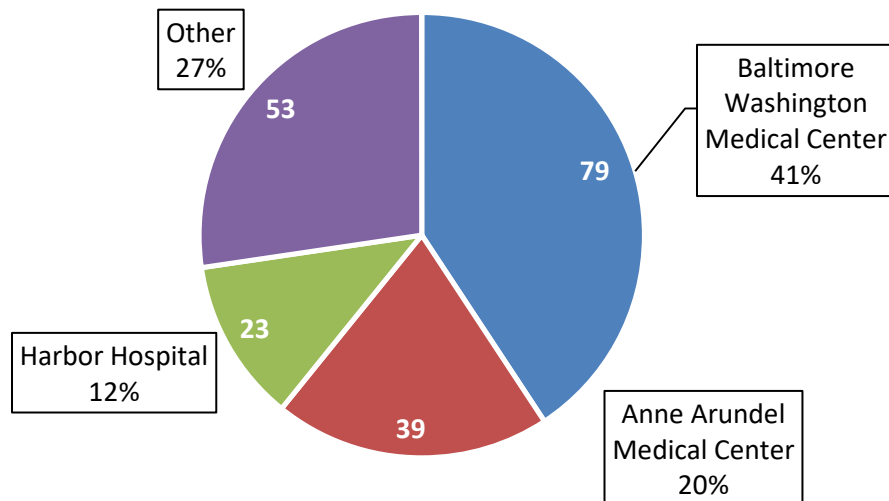


As of 3/02/2018

**Maryland Hospital Encounters for Overdose,
Anne Arundel County Residents, 2018 (N=191)**



**Maryland Hospital Encounters for Opioid-Related Diagnoses*,
Anne Arundel County Residents, YTD 2018 (N=194)**

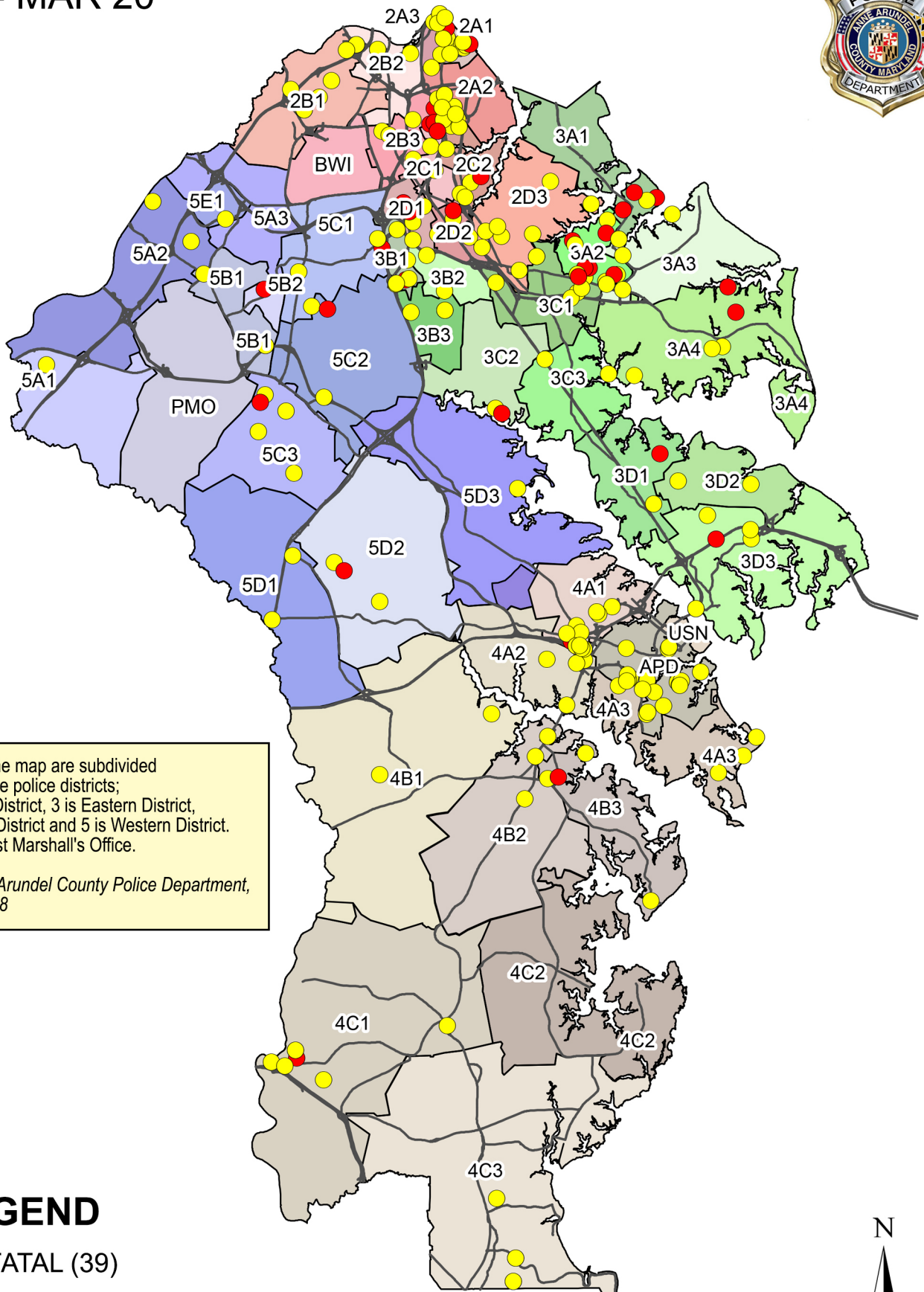


*These diagnoses include any ED visit related to opioid use other than overdose, e.g., opioid-related withdrawal symptoms, mental health co-occurring disorders with opioid abuse or dependence, and infections resulting from intravenous opioid use.
Source: *Electronic Surveillance System for the Early Notification of Community-Based Epidemics (ESSENCE)*. Maryland Department of Health as of 3/23/2018

NOTE: Data is suppressed with observations less than 11.

OPIOID OVERDOSES

JAN 1 - MAR 20
2018



Numbers on the map are subdivided areas within the police districts; 2 is Northern District, 3 is Eastern District, 4 is Southern District and 5 is Western District. PMO is Provost Marshall's Office.

Source: Anne Arundel County Police Department, March 20, 2018

LEGEND

- FATAL (39)
- NONFATAL (192)

