

OPIOID-RELATED DATA

ANNE ARUNDEL COUNTY, INCLUDING CITY OF ANNAPOLIS



319

2018 TOTAL OVERDOSES

This is a 12.1% decrease from the 363 overdoses YTD 2017.

Source: Anne Arundel County Police Department, as of 4/18/2018



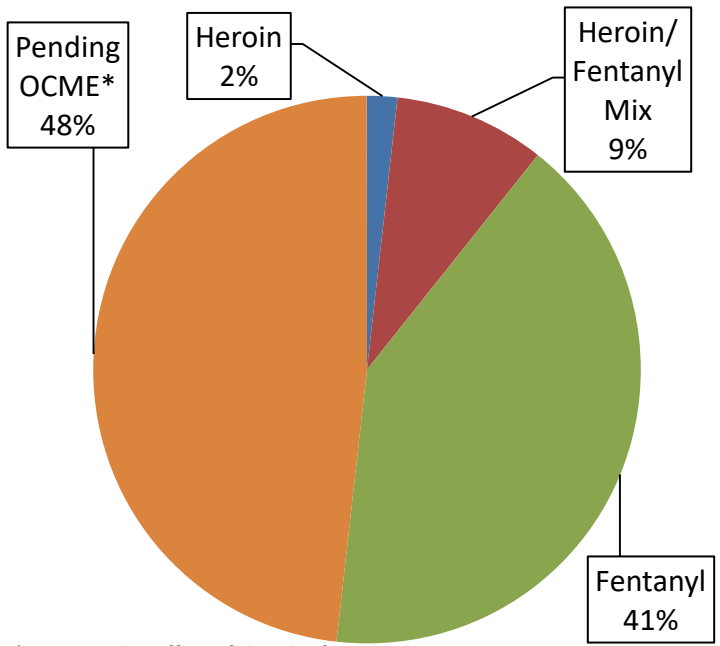
56

2018 FATAL OVERDOSES

This is an 30.2% increase from the 43 fatal overdoses YTD 2017.

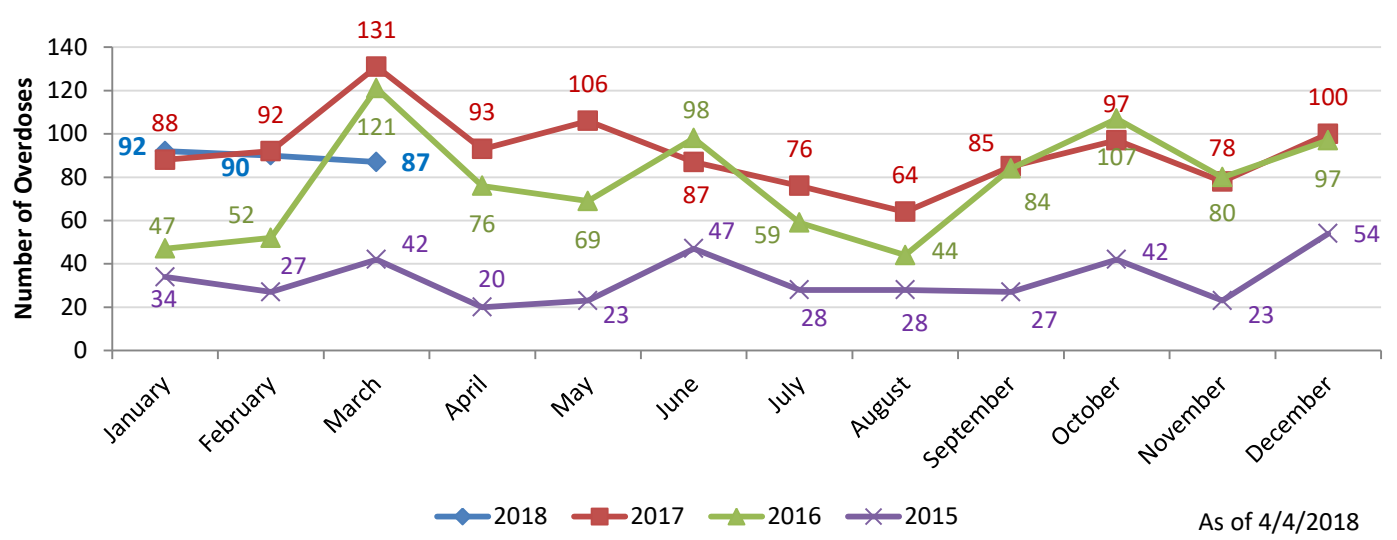
Source: Anne Arundel County Police Department, as of 4/18/2018

Substance(s) Involved in Fatal Overdoses, 2018 (N=56)



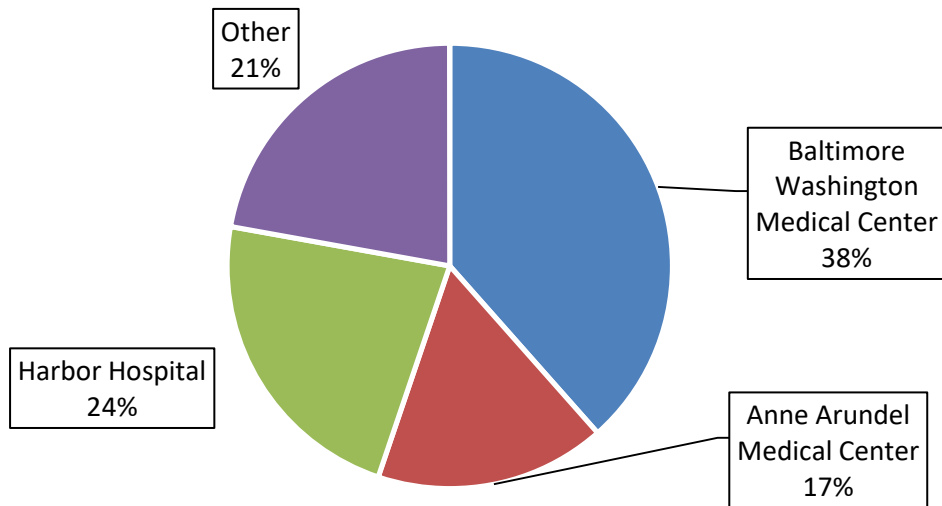
*OCME is the Office of the Chief Medical Examiner
 Source: Anne Arundel County Police Department, as of 4/18/2018

Number of Monthly Overdoses Reported by Anne Arundel County Police

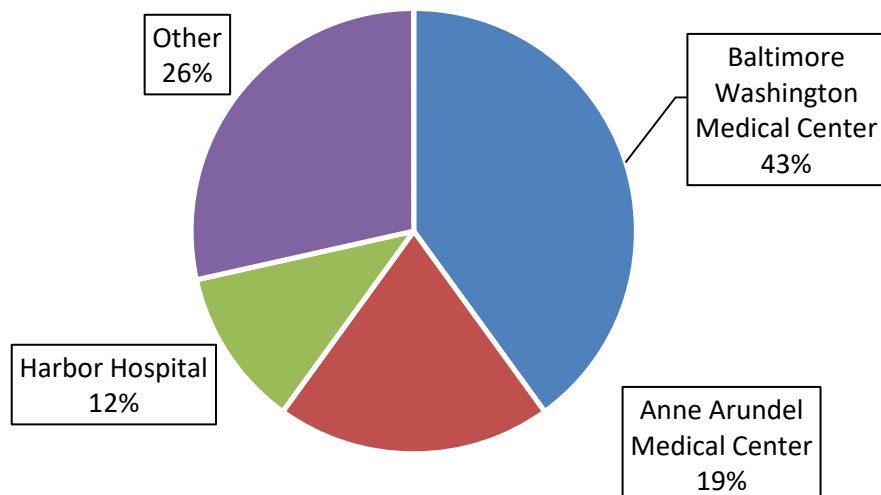


As of 4/4/2018

**Maryland Hospital Encounters for Overdose,
Anne Arundel County Residents, 2018 (N=252)**



**Maryland Hospital Encounters for Opioid-Related Diagnoses*,
Anne Arundel County Residents, YTD 2018 (N=244)**



*These diagnoses include any ED visit related to opioid use other than overdose, e.g., opioid-related withdrawal symptoms, mental health co-occurring disorders with opioid abuse or dependence, and infections resulting from intravenous opioid use.

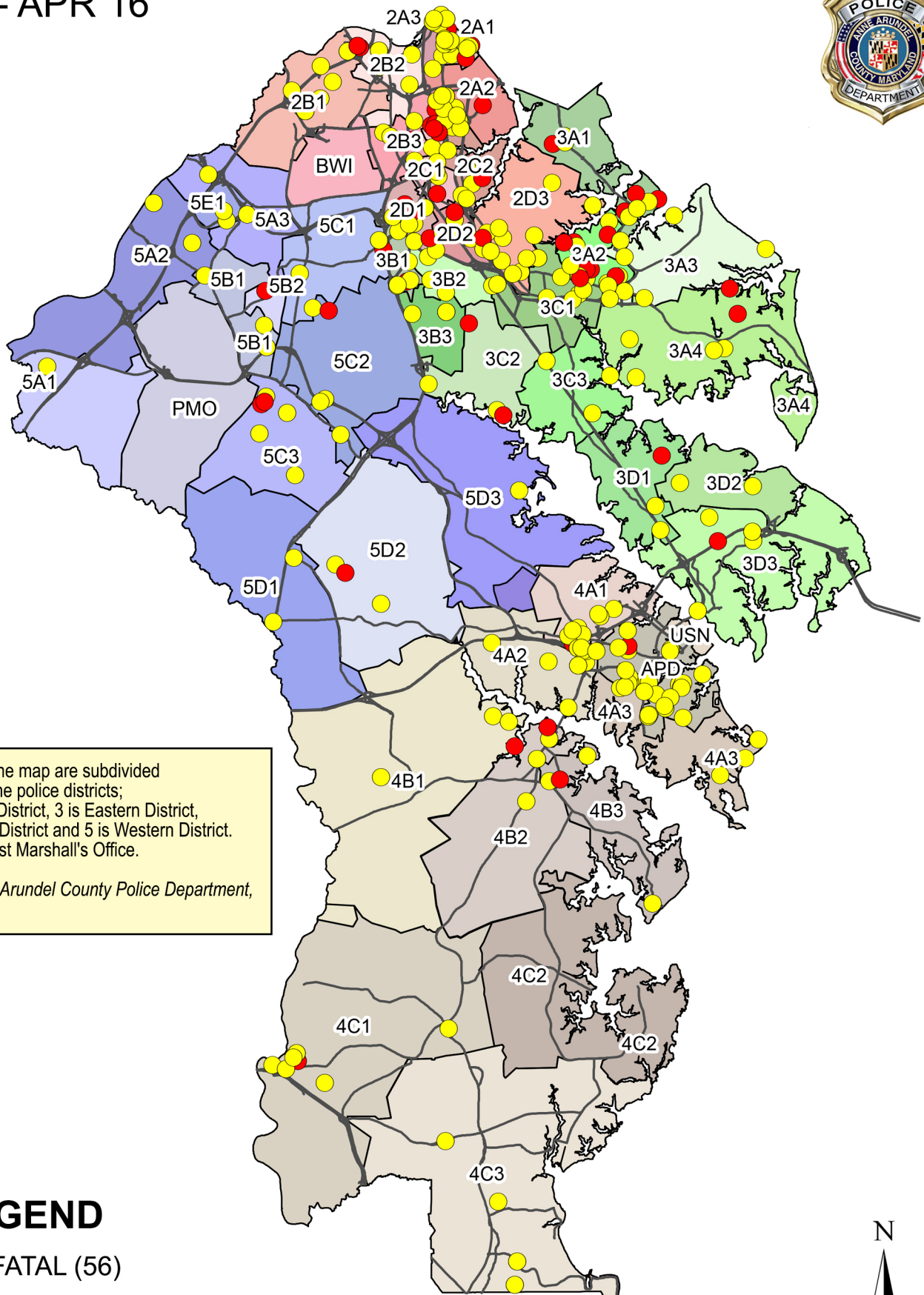
Source: *Electronic Surveillance System for the Early Notification of Community-Based Epidemics (ESSENCE)*. Maryland Department of Health as of 4/18/2018

NOTE: Data is suppressed with observations less than 11.

OPIOID OVERDOSES

JAN 1 - APR 16

2018



Numbers on the map are subdivided areas within the police districts; 2 is Northern District, 3 is Eastern District, 4 is Southern District and 5 is Western District. PMO is Provost Marshall's Office.

Source: Anne Arundel County Police Department, April 16, 2018

LEGEND

- FATAL (56)
- NONFATAL (263)

