

# OPIOID-RELATED DATA

## ANNE ARUNDEL COUNTY, INCLUDING CITY OF ANNAPOLIS



359

### 2018 TOTAL OVERDOSES

This is a 12.0% decrease from the 408 overdoses YTD 2017.

Source: Anne Arundel County Police Department, as of 5/1/2018



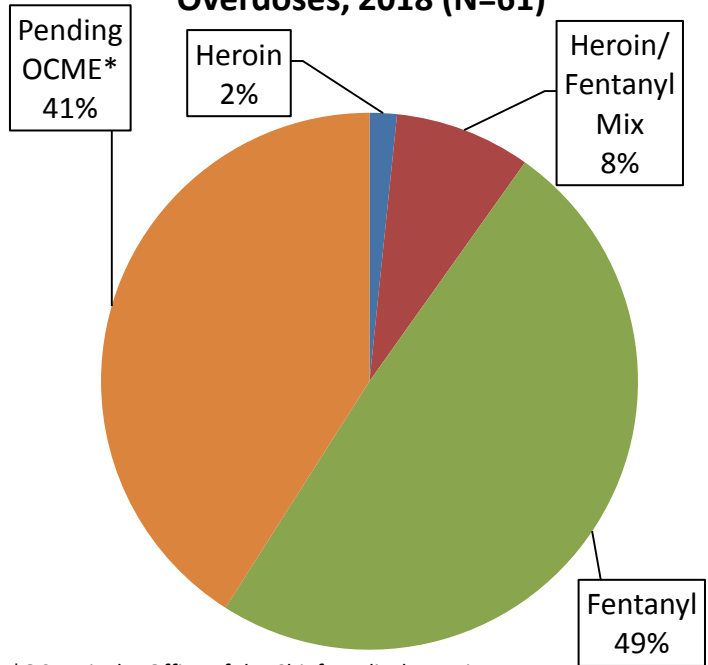
61

### 2018 FATAL OVERDOSES

This is an 17.3% increase from the 52 fatal overdoses YTD 2017.

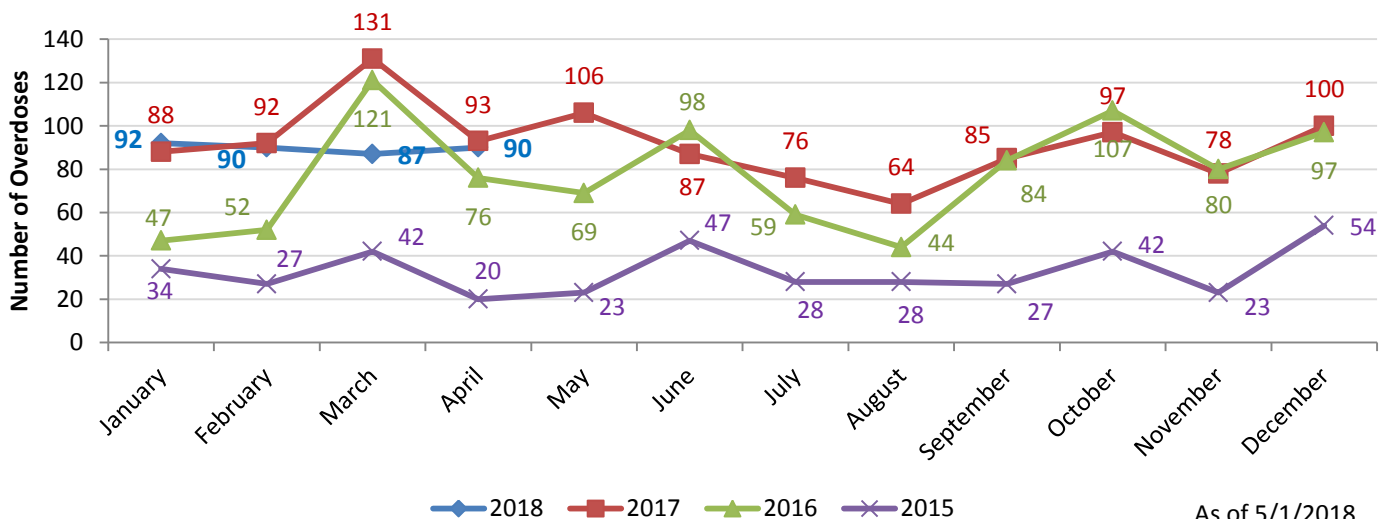
Source: Anne Arundel County Police Department, as of 5/1/2018

### Substance(s) Involved in Fatal Overdoses, 2018 (N=61)



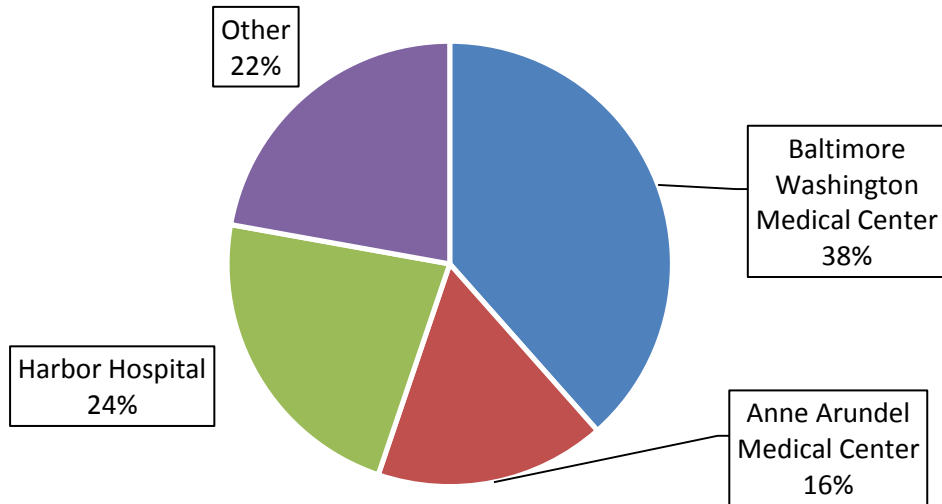
\*OCME is the Office of the Chief Medical Examiner  
Source: Anne Arundel County Police Department, as of 5/1/2018

### Number of Monthly Overdoses Reported by Anne Arundel County Police

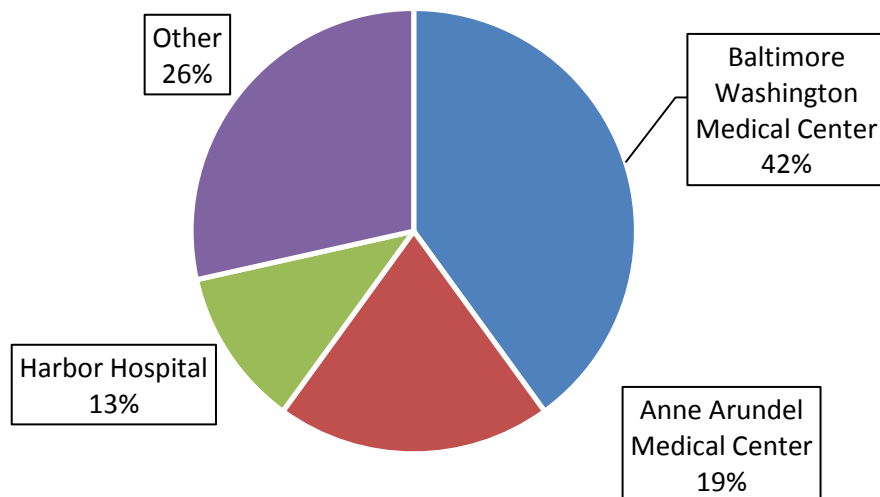


As of 5/1/2018

**Maryland Hospital Encounters for Overdose,  
Anne Arundel County Residents, 2018 (N=274)**



**Maryland Hospital Encounters for Opioid-Related Diagnoses\*,  
Anne Arundel County Residents, YTD 2018 (N=273)**



\*These diagnoses include any ED visit related to opioid use other than overdose, e.g., opioid-related withdrawal symptoms, mental health co-occurring disorders with opioid abuse or dependence, and infections resulting from intravenous opioid use.

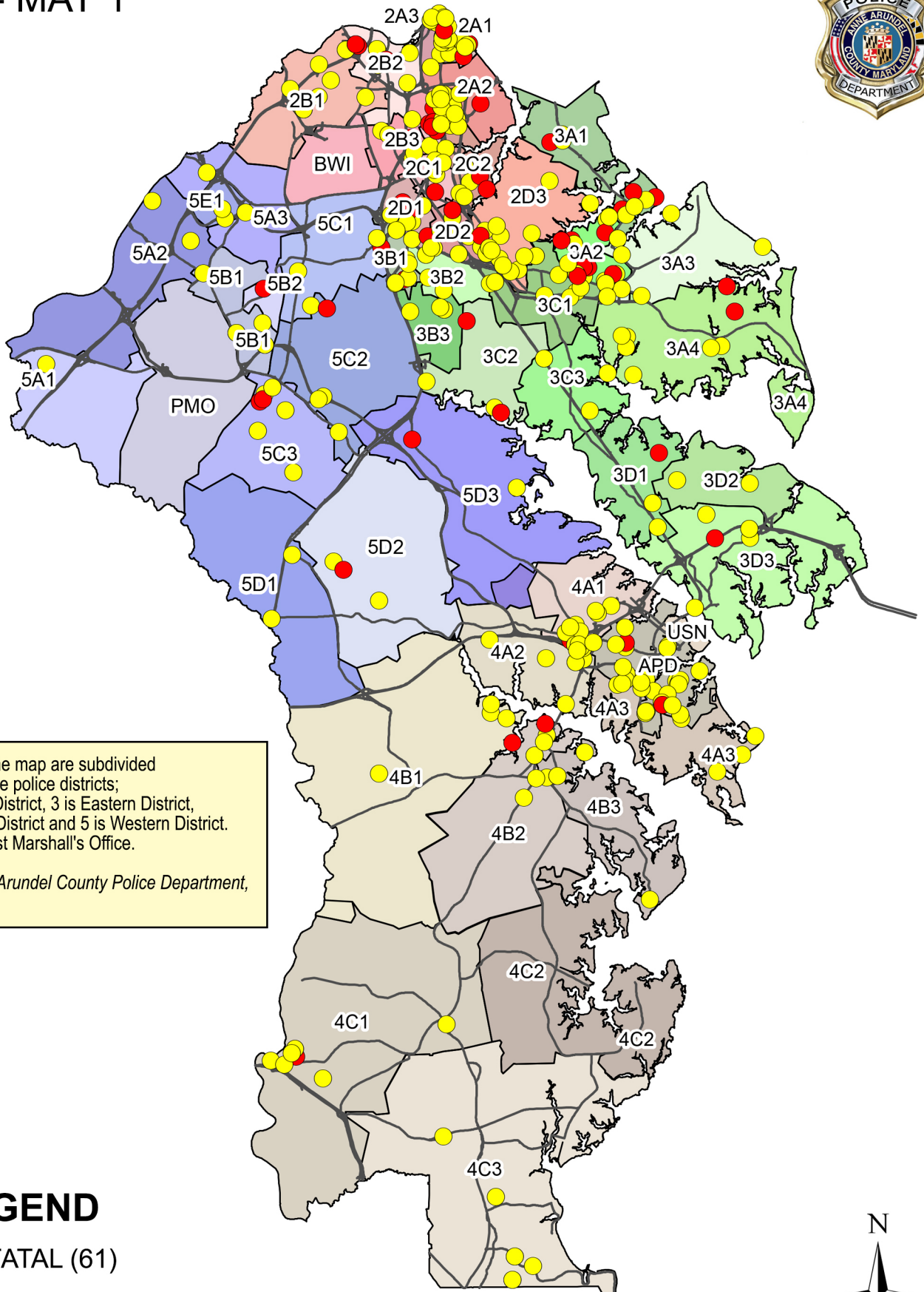
Source: *Electronic Surveillance System for the Early Notification of Community-Based Epidemics (ESSENCE)*. Maryland Department of Health as of 5/1/2018

NOTE: Data is suppressed with observations less than 11.

# OPIOID OVERDOSES

## JAN 1 - MAY 1

### 2018



Numbers on the map are subdivided areas within the police districts; 2 is Northern District, 3 is Eastern District, 4 is Southern District and 5 is Western District. PMO is Provost Marshall's Office.

Source: Anne Arundel County Police Department, May 1, 2018

### LEGEND

- FATAL (61)
- NONFATAL (298)

