

Opioid-Related Data

Anne Arundel County, Including City of Annapolis

Data as of June 11, 2019

393

2019 TOTAL OVERDOSES

This is a 26.7% decrease from the 536 overdoses YTD 2018.

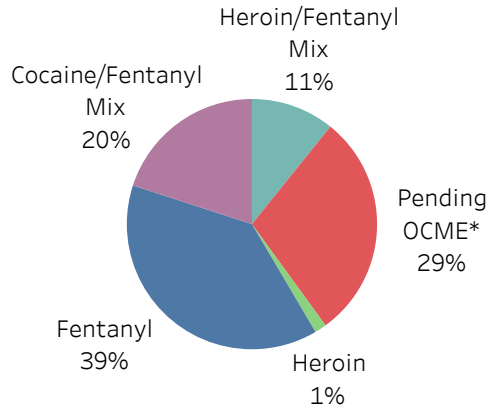
65

2019 FATAL OVERDOSES

This is a 30.1% decrease from the 93 fatal overdoses YTD 2018.

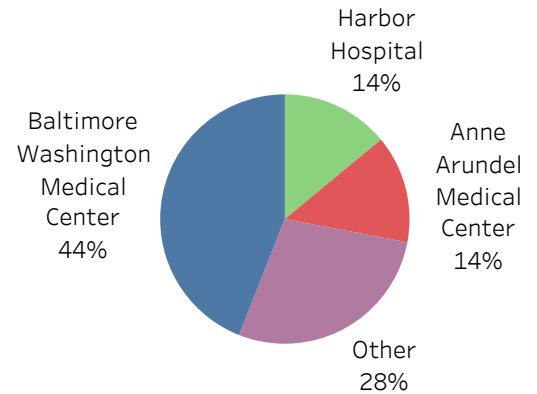
Source: Anne Arundel County Police Department

Substances Involved in Fatal Opioid-Overdoses YTD 2019 (n=65)



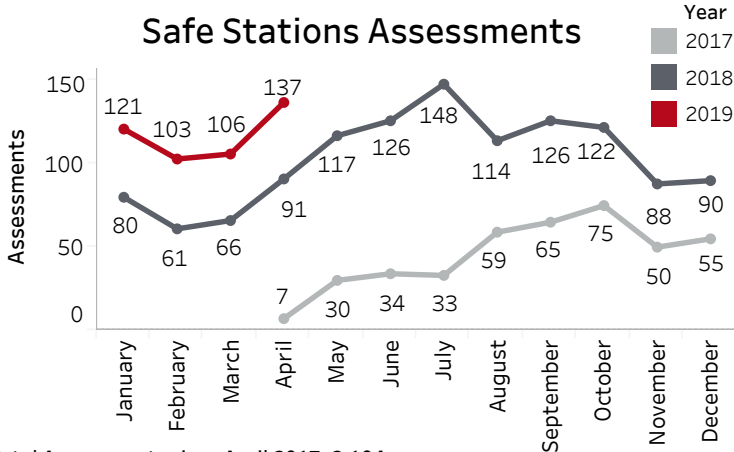
* Office of the Chief Medical Examiner
Source: Anne Arundel County Police Department

Hospital Encounters for Opioid-Related Diagnoses** YTD 2019 (n= 330)



**Diagnoses include any Anne Arundel County resident ED visit related to opioid use other than overdose, e.g., withdrawal symptoms, mental health co-occurring disorders, and infections from intravenous opioid use.
Source: Electronic Surveillance System for the Early Notification of Community-Based Epidemics. Maryland Department of Health

Safe Stations Assessments



Total Assessments since April 2017: 2,104

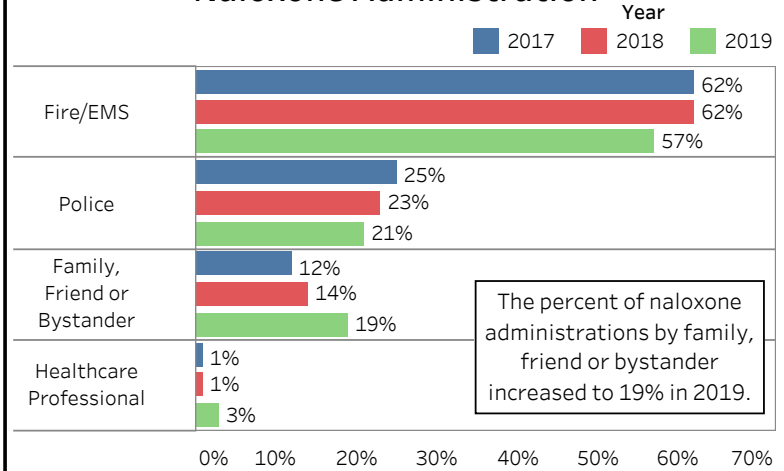
Total 2017 Assessments: 408

Total 2018 Assessments: 1,229

Total 2019 Assessments: 467

Source: Anne Arundel County Crisis Response

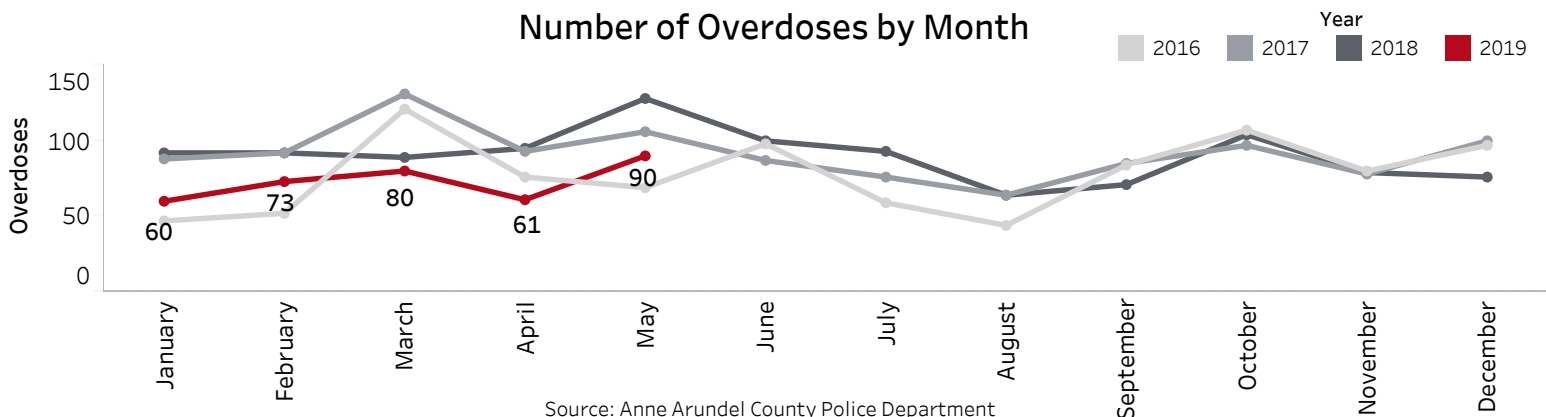
Naloxone Administration



The percent of naloxone administrations by family, friend or bystander increased to 19% in 2019.

Source: Anne Arundel County Police Department

Number of Overdoses by Month

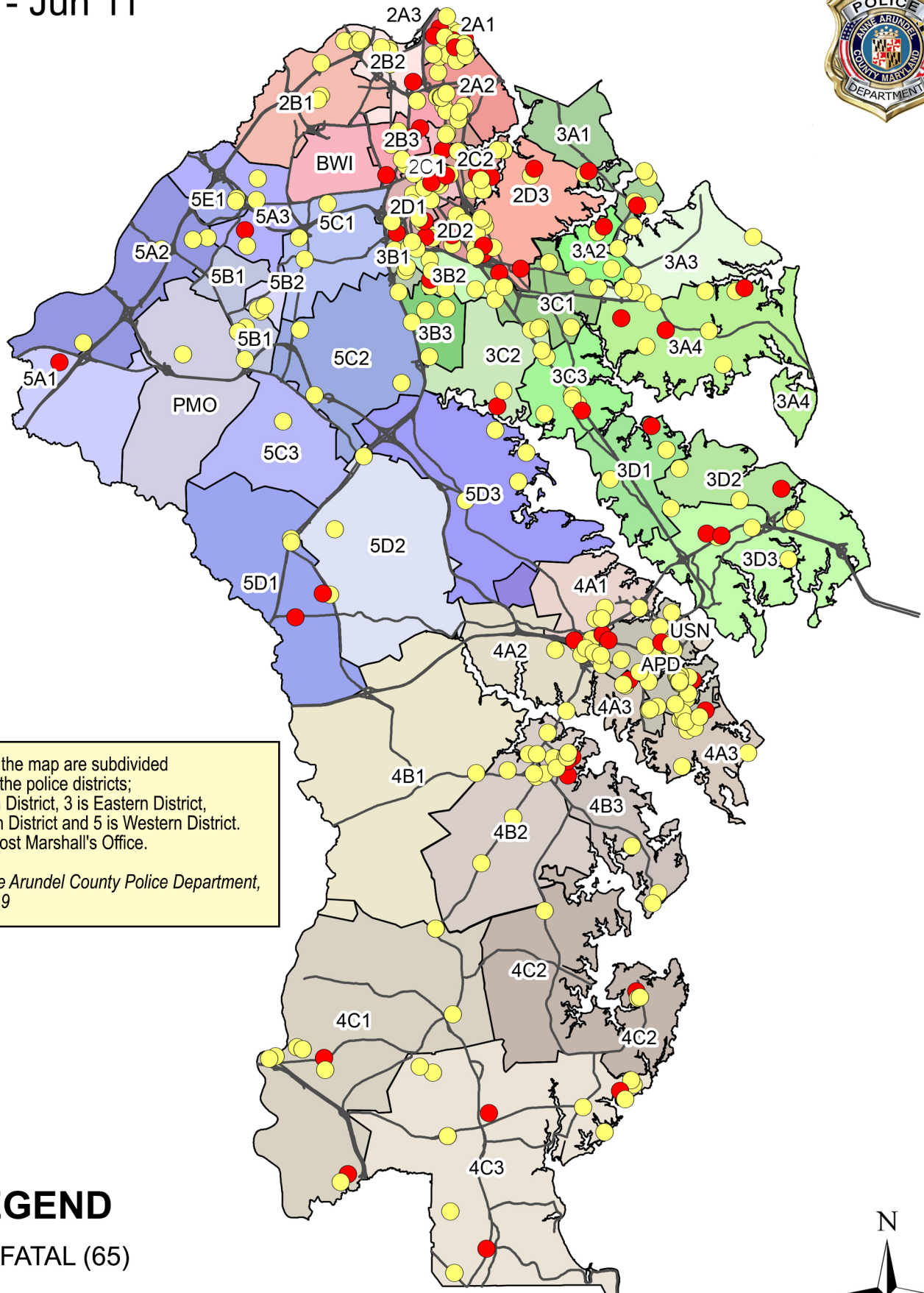


Source: Anne Arundel County Police Department

OPIOID OVERDOSES

JAN 1 - Jun 11

2019



Numbers on the map are subdivided areas within the police districts; 2 is Northern District, 3 is Eastern District, 4 is Southern District and 5 is Western District. PMO is Provost Marshall's Office.

Source: Anne Arundel County Police Department, June 11, 2019

LEGEND

- FATAL (65)
- NONFATAL (328)

