

OPIOID-RELATED DATA

ANNE ARUNDEL COUNTY, INCLUDING CITY OF ANNAPOLIS



534

2018 TOTAL OVERDOSES

This is a 1.3% decrease from the 541 overdoses YTD 2017.

Source: Anne Arundel County Police Department, as of 6/11/2018



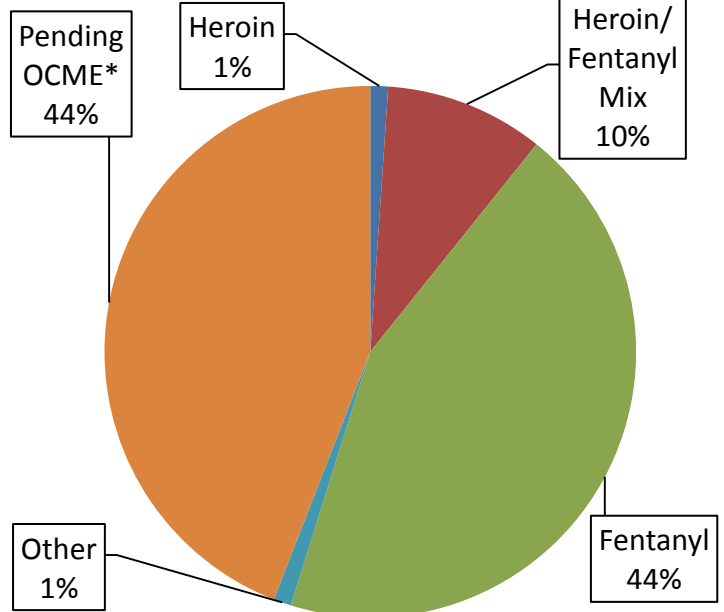
93

2018 FATAL OVERDOSES

This is a 31.0% increase from the 71 fatal overdoses YTD 2017.

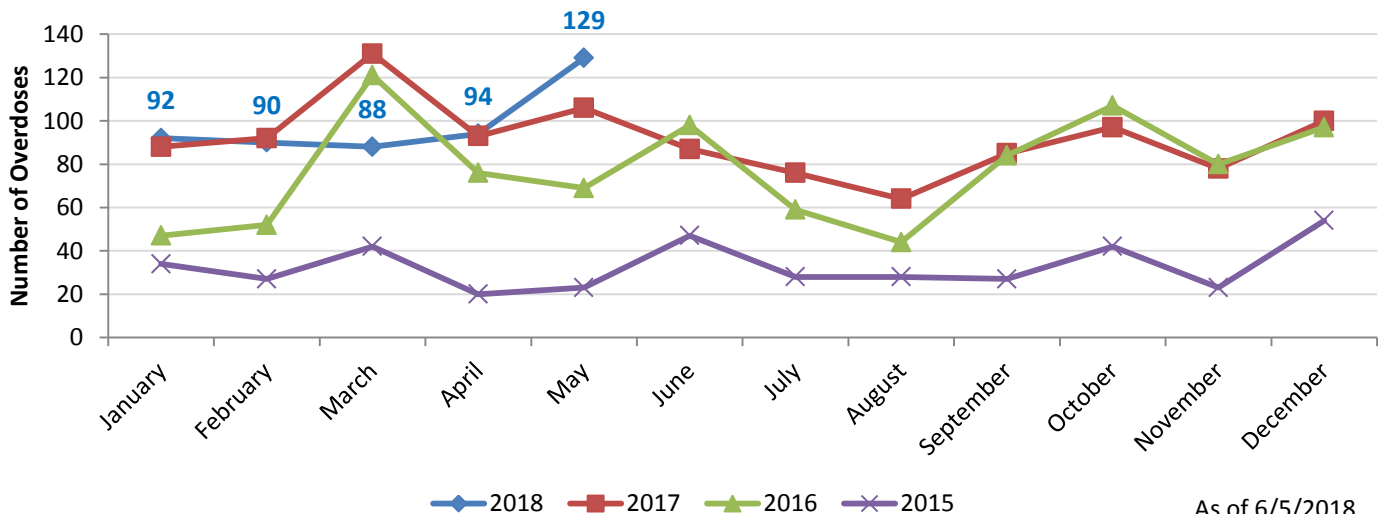
Source: Anne Arundel County Police Department, as of 6/11/2018

Substance(s) Involved in Fatal Overdoses, 2018 (N = 93)



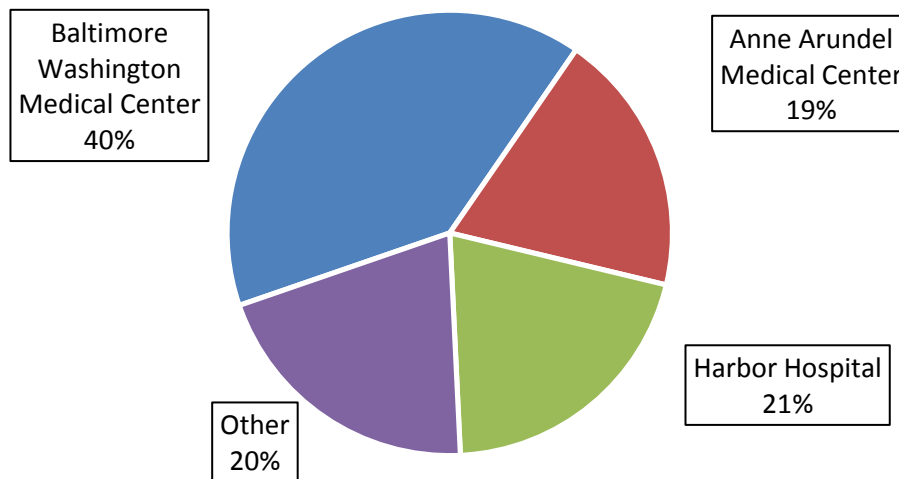
*OCME is the Office of the Chief Medical Examiner
 Source: Anne Arundel County Police Department, as of 6/11/2018

Number of Monthly Overdoses Reported by Anne Arundel County Police

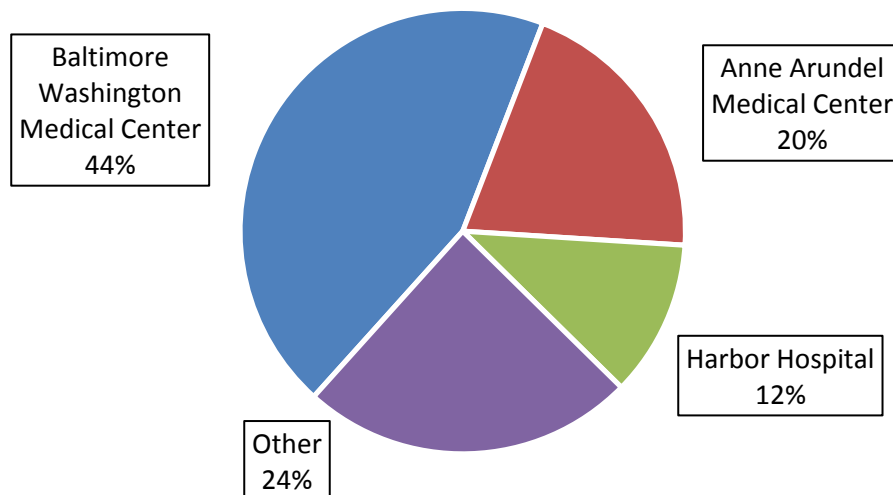


As of 6/5/2018

**Maryland Hospital Encounters for Overdose,
Anne Arundel County Residents, 2018 (N = 371)**



**Maryland Hospital Encounters for Opioid-Related Diagnoses*,
Anne Arundel County Residents, YTD 2018 (N = 387)**



*These diagnoses include any ED visit related to opioid use other than overdose, e.g., opioid-related withdrawal symptoms, mental health co-occurring disorders with opioid abuse or dependence, and infections resulting from intravenous opioid use.

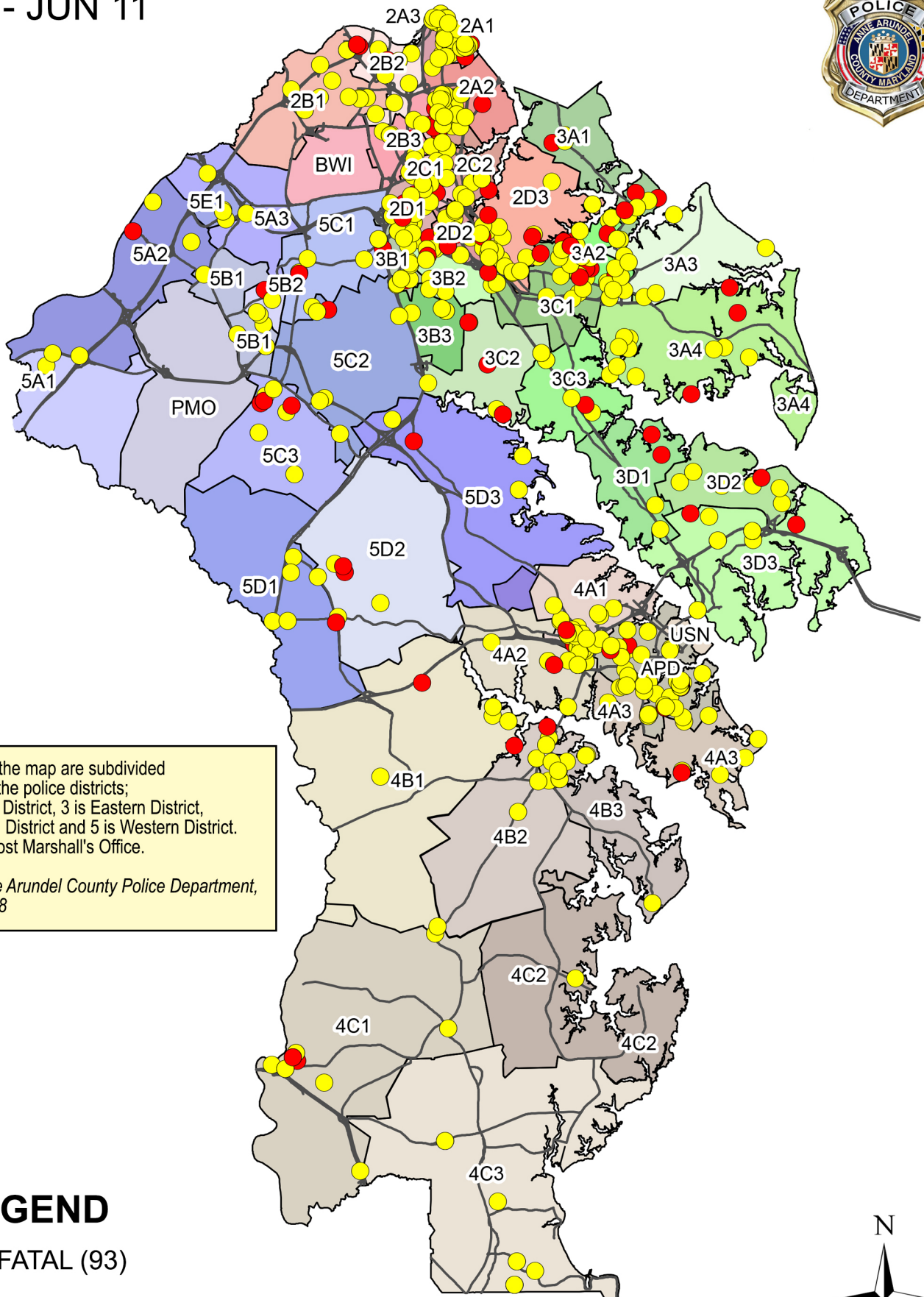
Source: *Electronic Surveillance System for the Early Notification of Community-Based Epidemics (ESSENCE)*. Maryland Department of Health as of 6/11/2018

NOTE: Data is suppressed with observations less than 11.

OPIOID OVERDOSES

JAN 1 - JUN 11

2018



Numbers on the map are subdivided areas within the police districts; 2 is Northern District, 3 is Eastern District, 4 is Southern District and 5 is Western District. PMO is Provost Marshall's Office.

Source: Anne Arundel County Police Department, June 11, 2018

LEGEND

- FATAL (93)
- NONFATAL (441)

