

Opioid-Related Data

Anne Arundel County, Including City of Annapolis

Data as of July 23, 2019

507

2019 TOTAL OVERDOSES

This is a 24.7% decrease from the 673 overdoses YTD 2018.

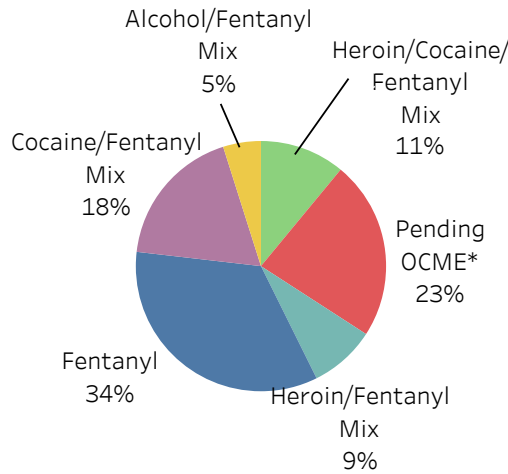
82

2019 FATAL OVERDOSES

This is a 27.4% decrease from the 113 fatal overdoses YTD 2018.

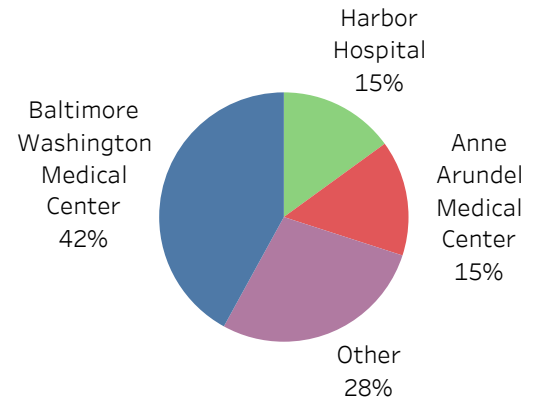
Source: Anne Arundel County Police Department

Substances Involved in Fatal Opioid-Overdoses YTD 2019 (n=82)



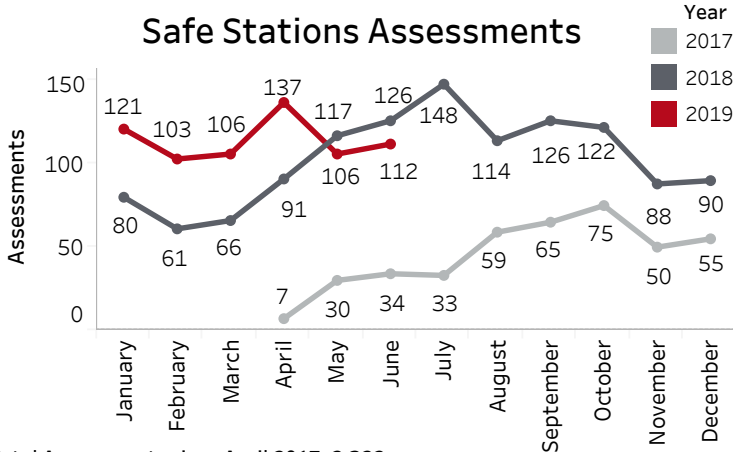
* Office of the Chief Medical Examiner
Source: Anne Arundel County Police Department

Hospital Encounters for Opioid-Related Diagnoses** YTD 2019 (n= 400)



**Diagnoses include any Anne Arundel County resident ED visit related to opioid use other than overdose, e.g., withdrawal symptoms, mental health co-occurring disorders, and infections from intravenous opioid use.
Source: Electronic Surveillance System for the Early Notification of Community-Based Epidemics. Maryland Department of Health

Safe Stations Assessments



Total Assessments since April 2017: 2,322

Total 2017 Assessments: 408

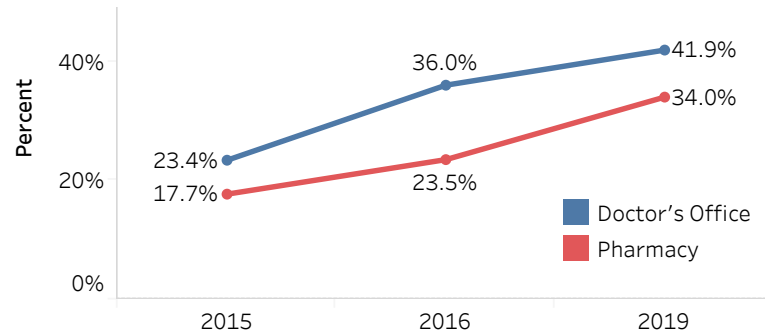
Total 2018 Assessments: 1,229

Total 2019 Assessments: 685

Source: Anne Arundel County Crisis Response

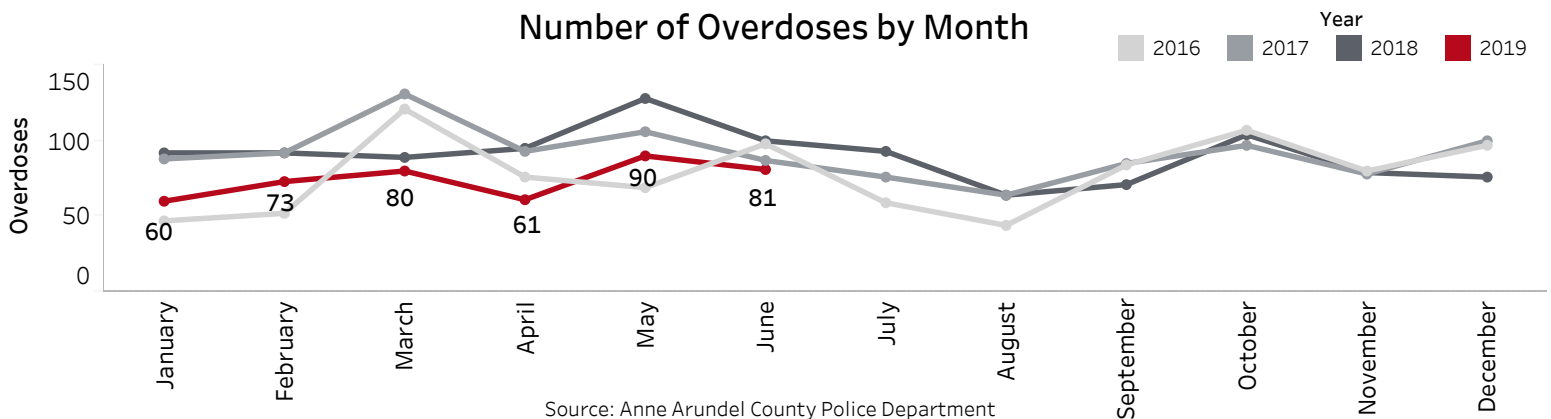
Prescription Opioid Messaging at Healthcare Providers

Over time, more county residents have reported seeing information in their doctor's offices and pharmacies regarding the dangers of opioids.



***Source: Maryland Public Opinion Survey on Opioids, 2019

Number of Overdoses by Month

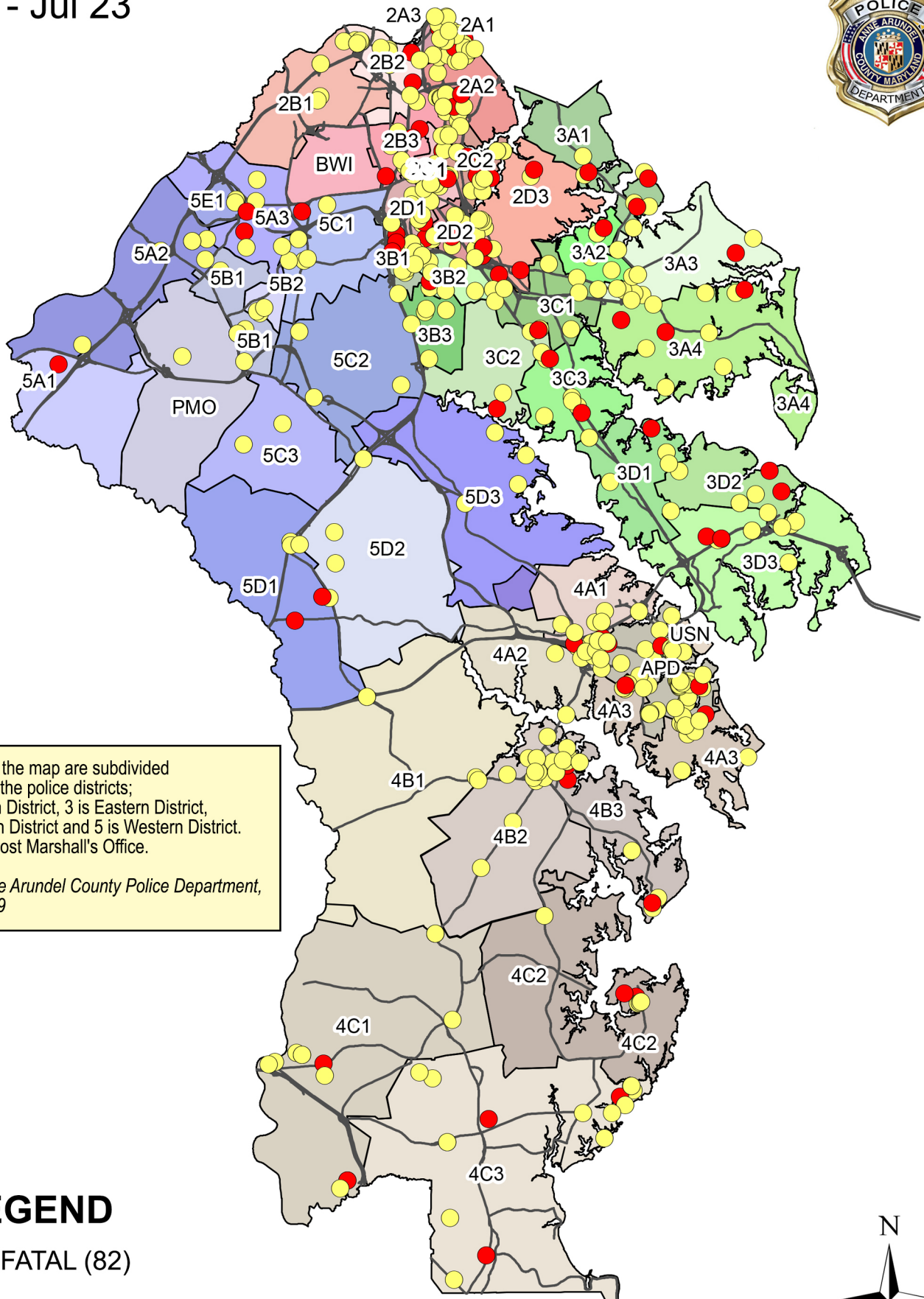


Source: Anne Arundel County Police Department

OPIOID OVERDOSES

JAN 1 - Jul 23

2019



Numbers on the map are subdivided areas within the police districts; 2 is Northern District, 3 is Eastern District, 4 is Southern District and 5 is Western District. PMO is Provost Marshall's Office.

Source: Anne Arundel County Police Department, July 23, 2019

LEGEND

- FATAL (82)
- NONFATAL (425)

