

Opioid-Related Data

Anne Arundel County, Including City of Annapolis

Data as of August 13, 2019

564

2019 TOTAL OVERDOSES

This is a 21.1% decrease from the 715 overdoses YTD 2018.

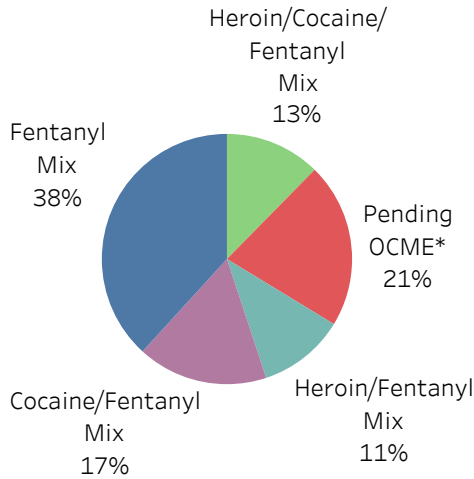
89

2019 FATAL OVERDOSES

This is a 25.8% decrease from the 120 fatal overdoses YTD 2018.

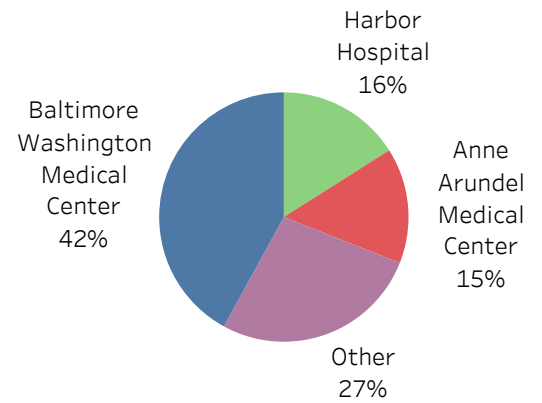
Source: Anne Arundel County Police Department

Substances Involved in Fatal Opioid-Overdoses YTD 2019 (n=89)



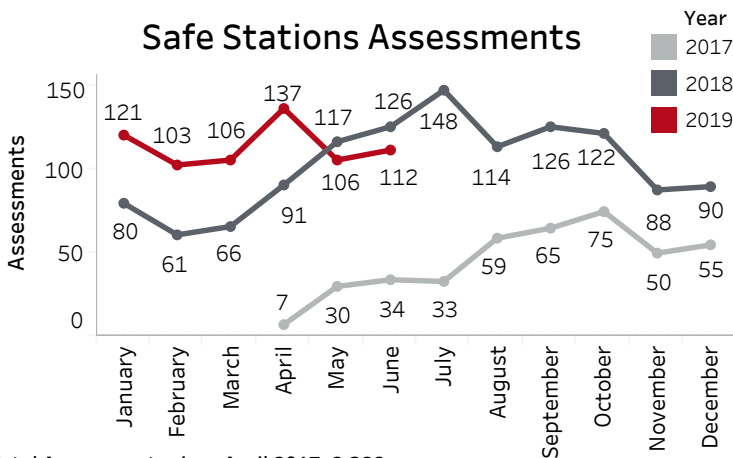
* Office of the Chief Medical Examiner
Note: These data are preliminary and may fluctuate week to week as toxicology reports are obtained.
Source: Anne Arundel County Police Department

Hospital Encounters for Opioid-Related Diagnoses** YTD 2019 (n= 438)



**Diagnoses include any Anne Arundel County resident ED visit related to opioid use other than overdose, e.g., withdrawal symptoms, mental health co-occurring disorders, and infections from intravenous opioid use.
Source: Electronic Surveillance System for the Early Notification of Community-Based Epidemics. Maryland Department of Health

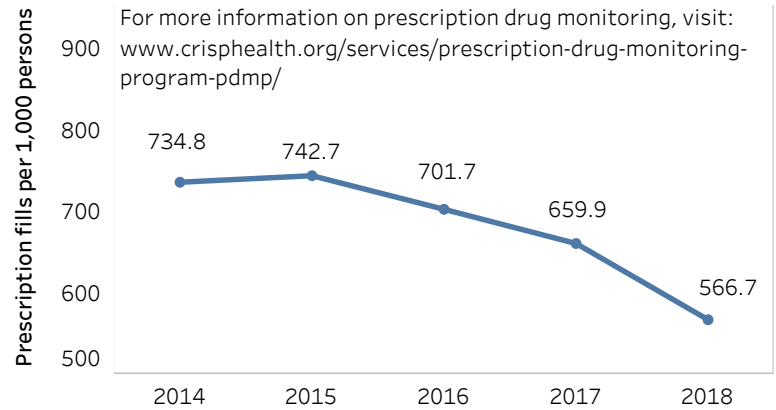
Safe Stations Assessments



Total Assessments since April 2017: 2,322
Total 2017 Assessments: 408
Total 2018 Assessments: 1,229
Total 2019 Assessments: 685

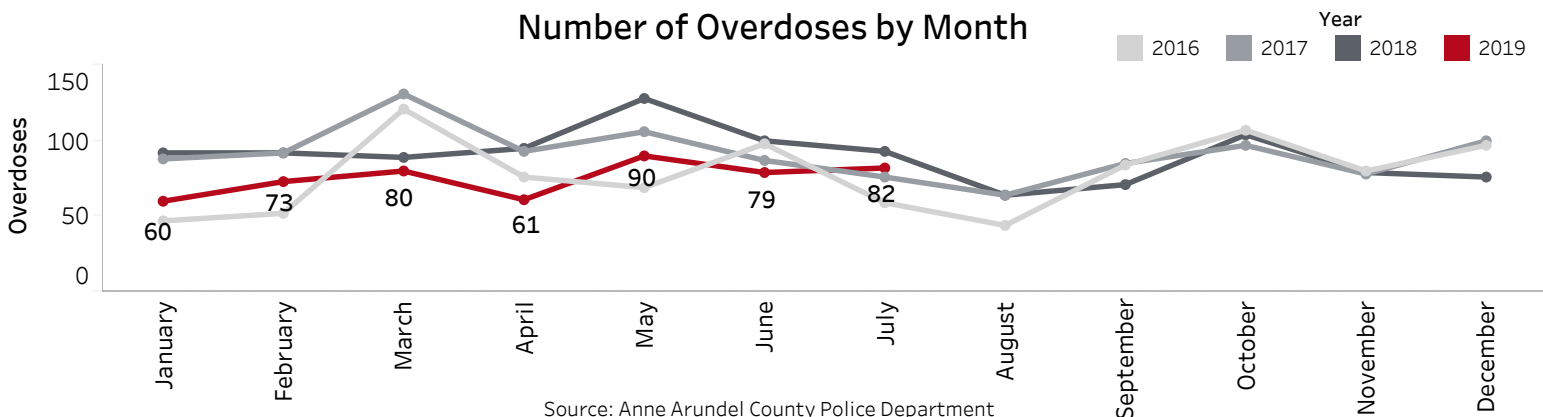
Source: Anne Arundel County Crisis Response

Prescription Opioid Fills



For more information on prescription drug monitoring, visit: www.crisphealth.org/services/prescription-drug-monitoring-program-pdmp/
Source: Prescription Drug Monitoring Program, 2014-2018. Maryland Department of Health via CRISP Opioid Indicators Dashboards, August 13, 2019.

Number of Overdoses by Month



Source: Anne Arundel County Police Department