

Opioid-Related Data

Anne Arundel County, Including City of Annapolis

Data as of September 24, 2019

Note: The data in this report are preliminary pending Office of the Medical Examiner review and may fluctuate week to week as toxicology reports are obtained.

645

2019 TOTAL OVERDOSES

This is a 20.2% decrease from the 808 overdoses YTD 2018.

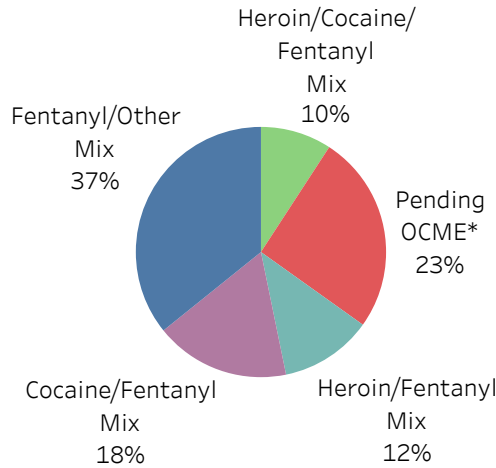
109

2019 FATAL OVERDOSES

This is a 19.3% decrease from the 135 fatal overdoses YTD 2018.

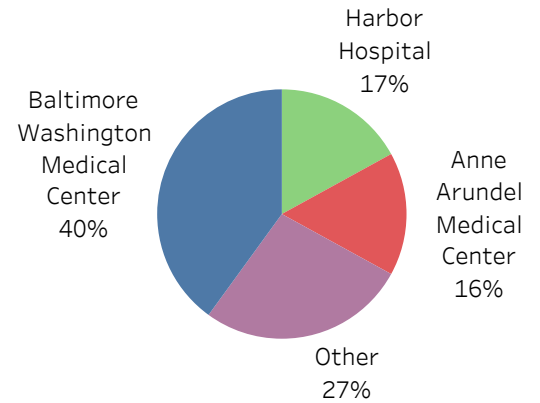
Source: Anne Arundel County Police Department

Substances Involved in Fatal Opioid-Overdoses YTD 2019 (n=109)



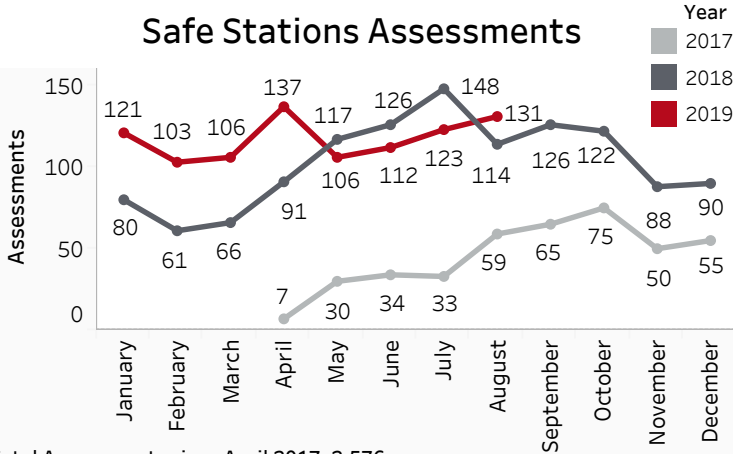
* Office of the Chief Medical Examiner
Source: Anne Arundel County Police Department

Hospital Encounters for Opioid-Related Diagnoses** YTD 2019 (n= 537)



**Diagnoses include any Anne Arundel County resident ED visit related to opioid use other than overdose, e.g., withdrawal symptoms, mental health co-occurring disorders, and infections from intravenous opioid use.
Source: Electronic Surveillance System for the Early Notification of Community-Based Epidemics. Maryland Department of Health

Safe Stations Assessments



Total Assessments since April 2017: 2,576

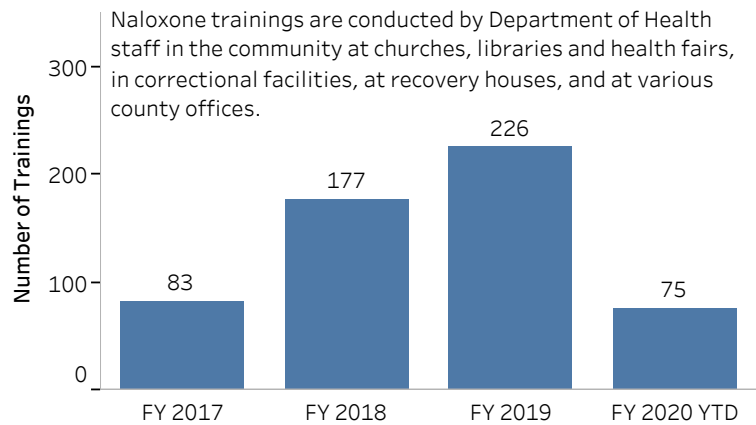
Total 2017 Assessments: 408

Total 2018 Assessments: 1,229

Total 2019 Assessments: 939

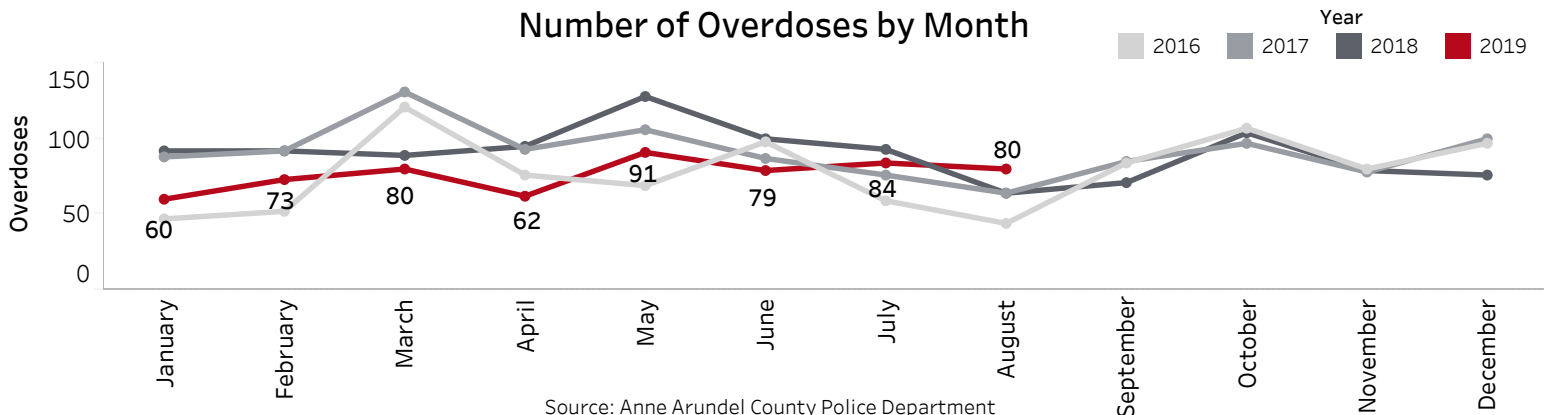
Source: Anne Arundel County Crisis Response

Naloxone Trainings



Source: Naloxone Training Program Data, Anne Arundel County Department of Health, Fiscal Years 2017-2020 Year-to-Date (YTD)

Number of Overdoses by Month

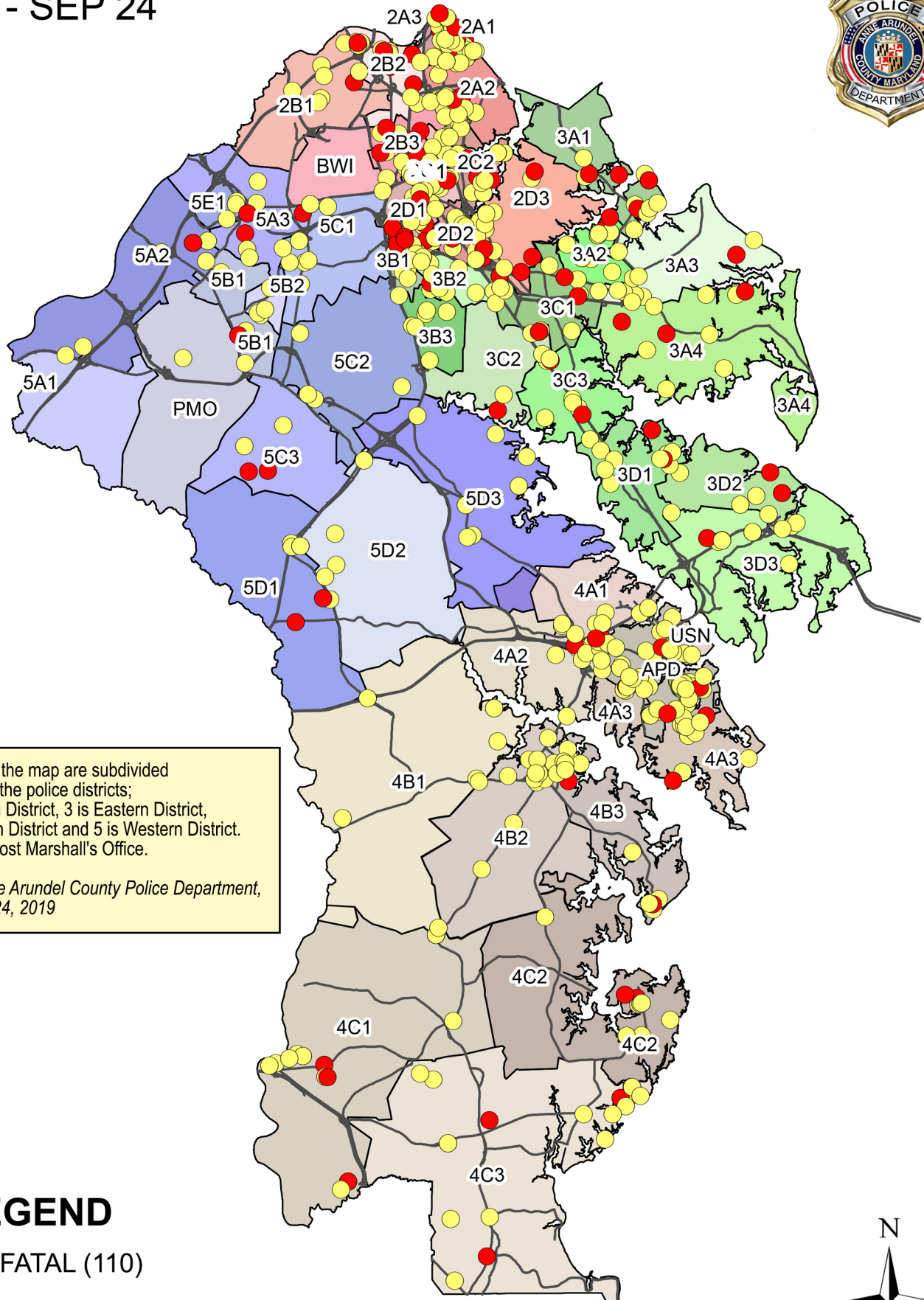


Source: Anne Arundel County Police Department

OPIOID OVERDOSES

JAN 1 - SEP 24

2019



Numbers on the map are subdivided areas within the police districts; 2 is Northern District, 3 is Eastern District, 4 is Southern District and 5 is Western District. PMO is Provost Marshall's Office.

Source: Anne Arundel County Police Department, September 24, 2019

LEGEND

- FATAL (110)
- NONFATAL (536)

