

OPIOID-RELATED DATA

ANNE ARUNDEL COUNTY, INCLUDING CITY OF ANNAPOLIS



758

2018 TOTAL OVERDOSES

This is a 1.6% increase from the 746 overdoses YTD 2017.



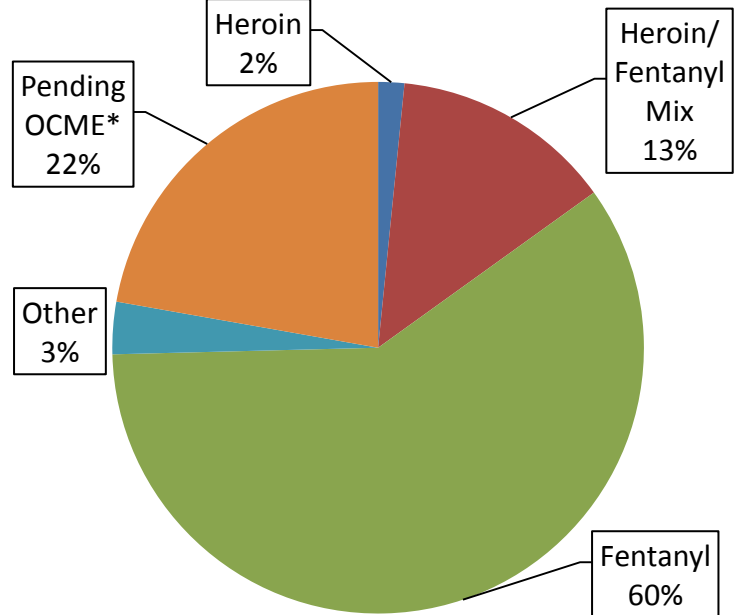
126

2018 FATAL OVERDOSES

This is a 34.0% increase from the 96 fatal overdoses YTD 2017.

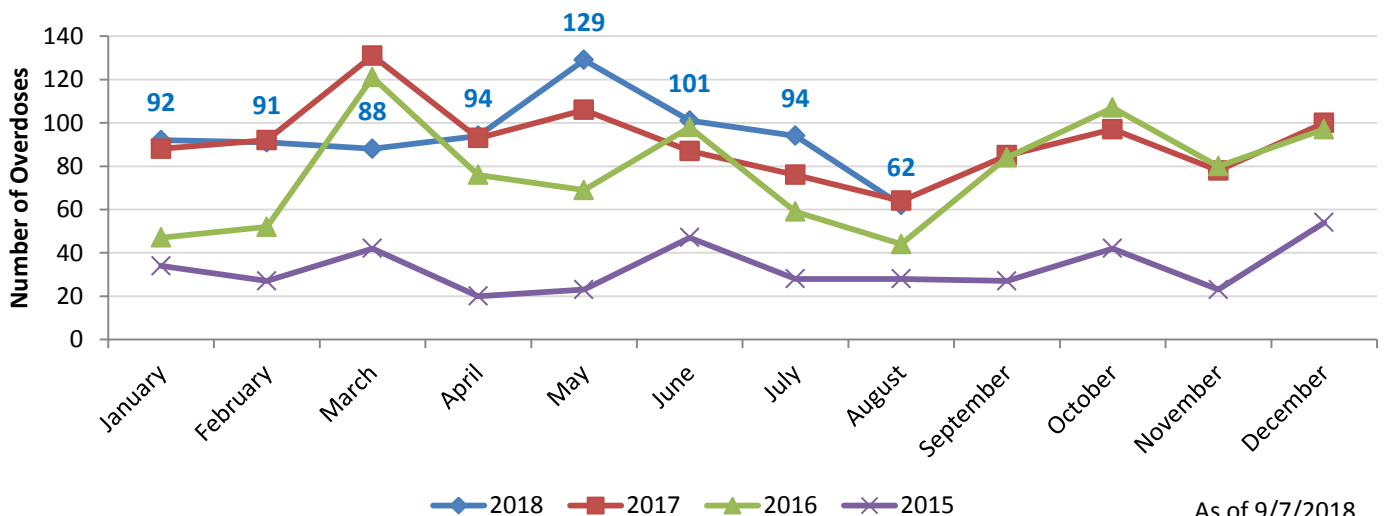
Source:
Anne Arundel County Police Department, as of
9/4/2018

**Substance(s) Involved in Fatal
Overdoses, 2018 (n=126)**



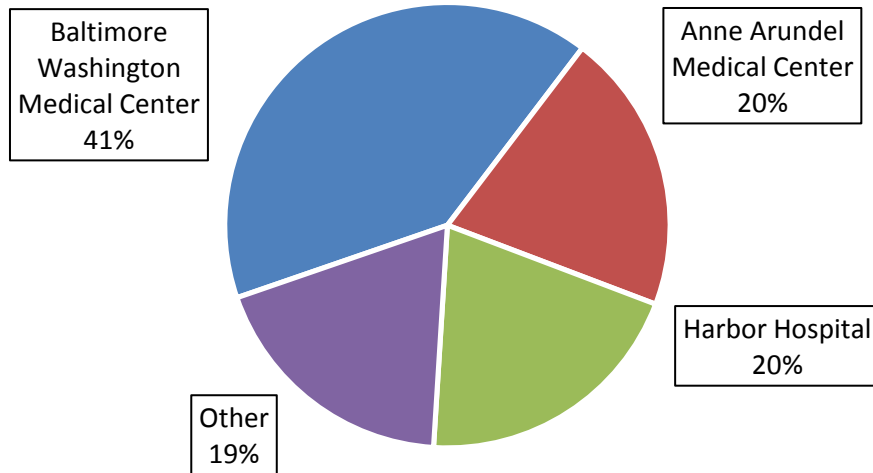
*OCME is the Office of the Chief Medical Examiner
Source: Anne Arundel County Police Department, as of 9/4/2018

Number of Monthly Overdoses Reported by Anne Arundel County Police

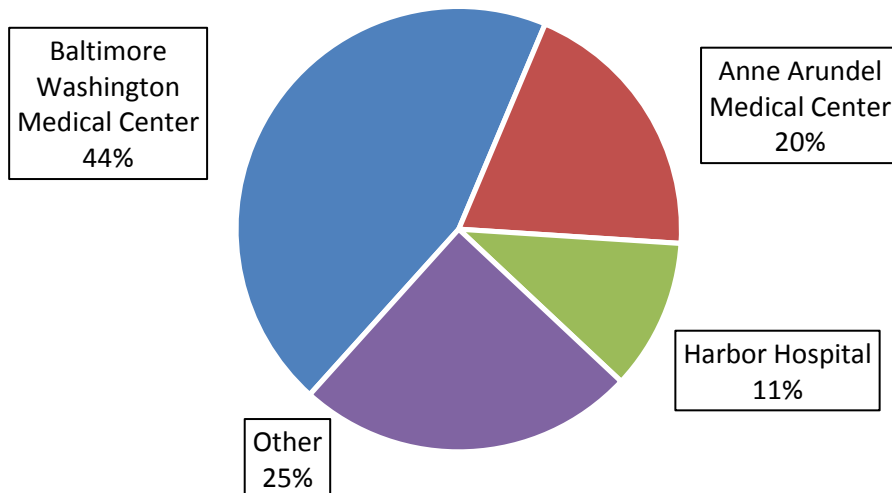


As of 9/7/2018

**Maryland Hospital Encounters for Overdose,
Anne Arundel County Residents, 2018 (n=534)**



**Maryland Hospital Encounters for Opioid-Related Diagnoses*,
Anne Arundel County Residents, YTD 2018 (n=620)**

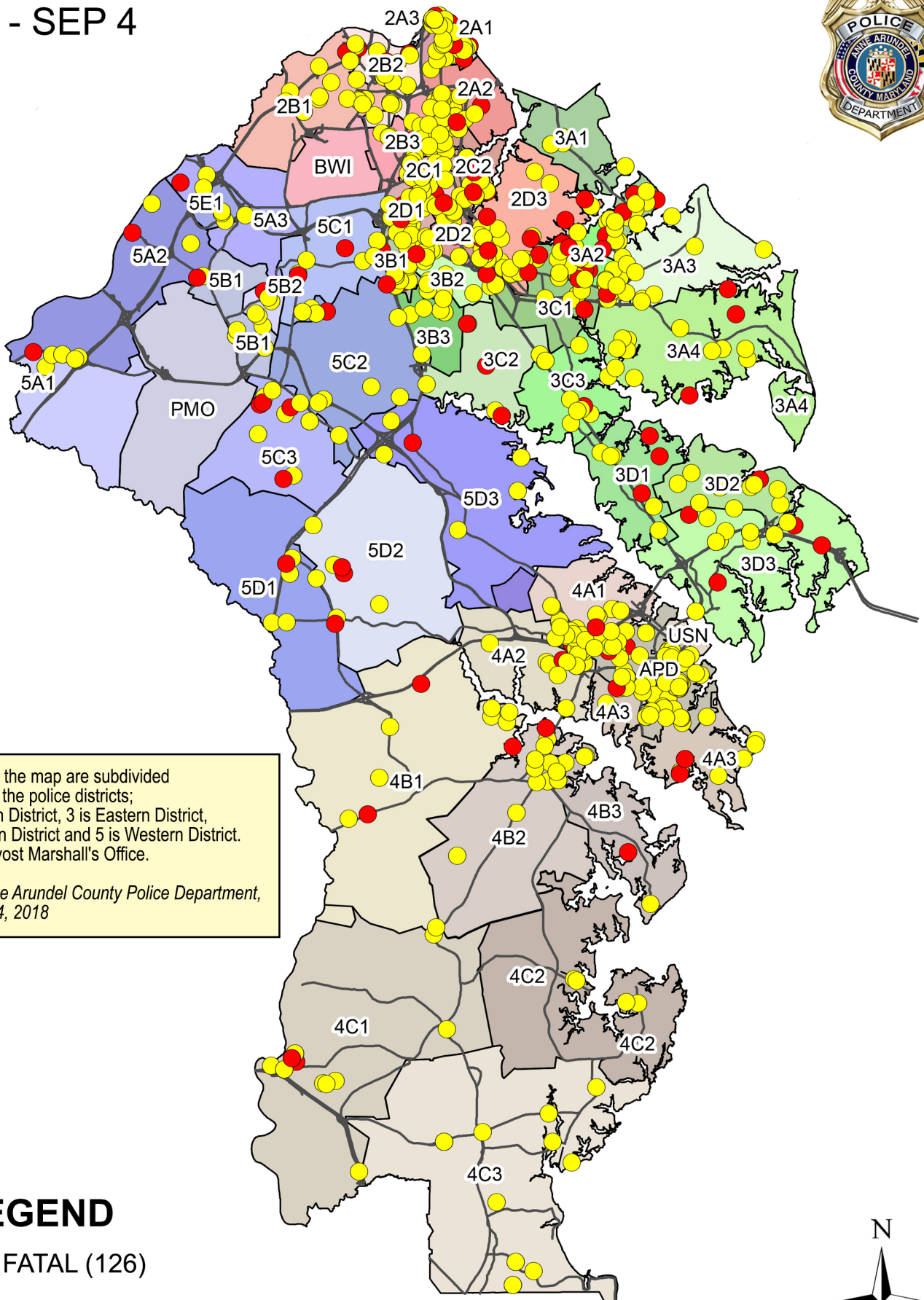


*These diagnoses include any ED visit related to opioid use other than overdose, e.g., opioid-related withdrawal symptoms, mental health co-occurring disorders with opioid abuse or dependence, and infections resulting from intravenous opioid use.
 Source: *Electronic Surveillance System for the Early Notification of Community-Based Epidemics (ESSENCE)*. Maryland Department of Health as of 9/4/2018
 NOTE: Data is suppressed with observations less than 11.

OPIOID OVERDOSES

JAN 1 - SEP 4

2018



Numbers on the map are subdivided areas within the police districts; 2 is Northern District, 3 is Eastern District, 4 is Southern District and 5 is Western District. PMO is Provost Marshall's Office.

Source: Anne Arundel County Police Department, September 4, 2018

LEGEND

- FATAL (126)
- NONFATAL (632)

