

Opioid-Related Data

Anne Arundel County, Excluding City of Annapolis

Data as of June 2, 2020

Note: The data in this report are preliminary pending Office of the Medical Examiner review and may fluctuate week to week as toxicology reports are obtained.

327

2020 TOTAL OVERDOSES

This is a 4.5% increase from the 313 overdoses YTD 2019.

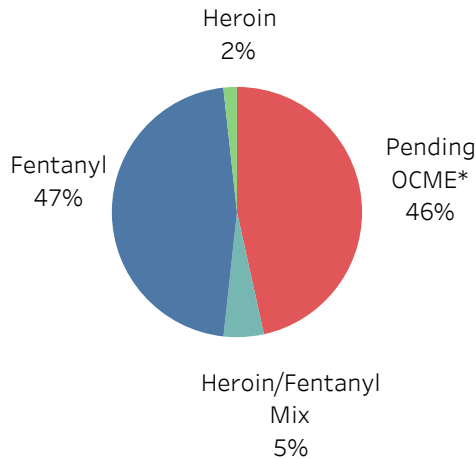
58

2020 FATAL OVERDOSES

This is the same as the 57 fatal overdoses YTD 2019.

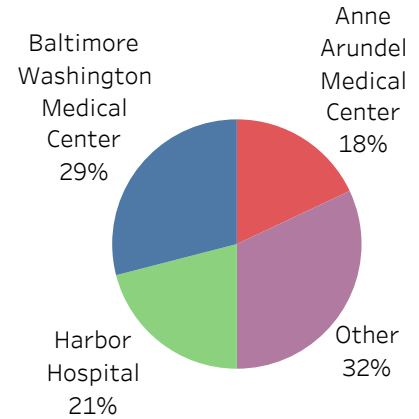
Source: Anne Arundel County Police Department

Substances Involved in Fatal Opioid Overdoses YTD 2020 (n=58)



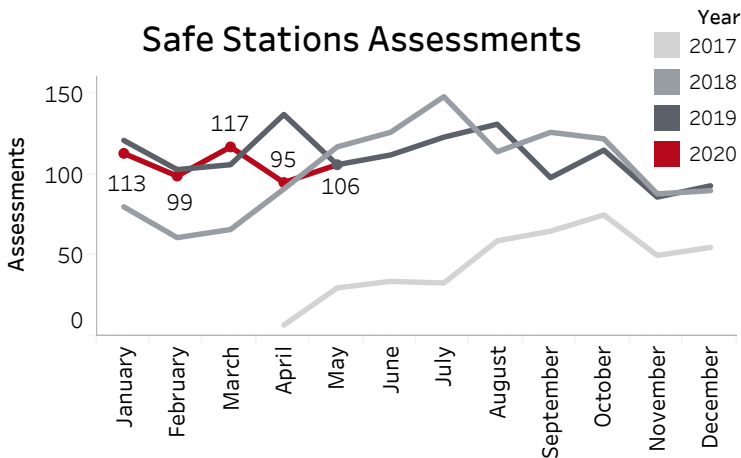
* Office of the Chief Medical Examiner
Source: Anne Arundel County Police Department

Hospital Encounters for Opioid-Related Diagnoses** YTD 2020 (n= 208)



**Diagnoses include any Anne Arundel County resident ED visit related to opioid use other than overdose, e.g., withdrawal symptoms, mental health co-occurring disorders, and infections from intravenous opioid use.
Source: Electronic Surveillance System for the Early Notification of Community-Based Epidemics. Maryland Department of Health

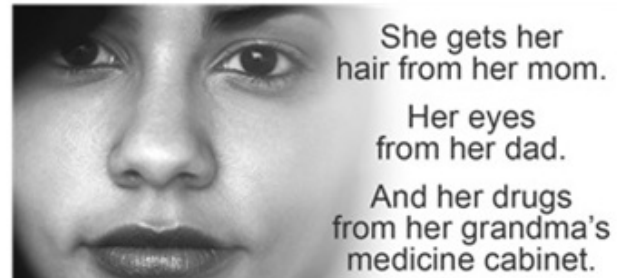
Safe Stations Assessments



Total Assessments since April 2017: 3,498
Total 2018 Assessments: 1,229
Total 2019 Assessments: 1,331
Total 2020 Assessments: 530

Source: Anne Arundel County Crisis Response

According to the 2018 National Survey on Drug Use and Health, nearly 9% of youth got the prescription pain relievers they misused by taking them from a relative or friend without asking.

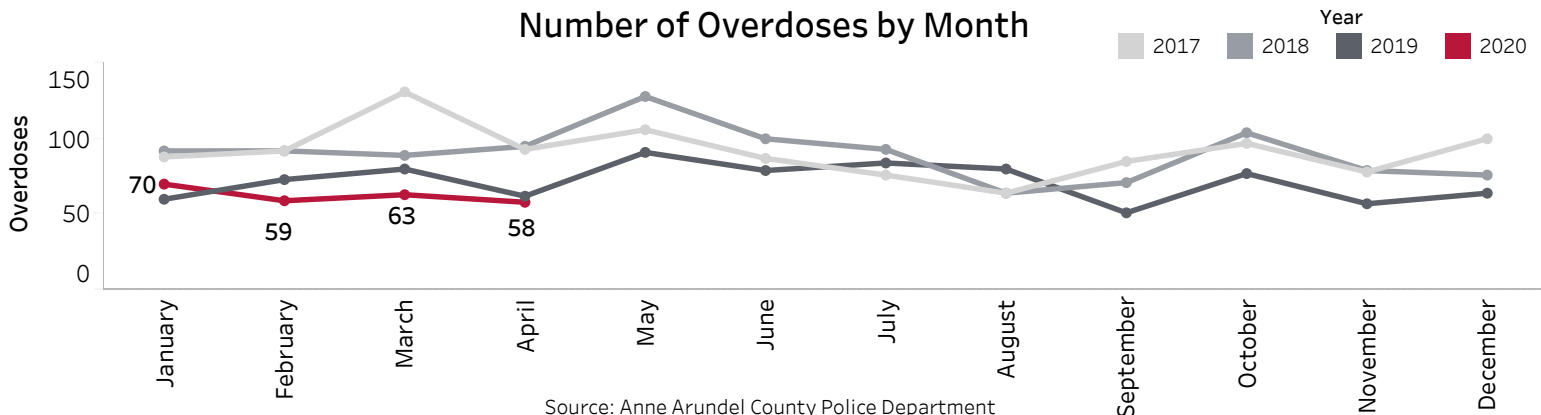


BE AWARE. DON'T SHARE.

AAHealth.org/MEDS
410-222-6724



Number of Overdoses by Month



Source: Anne Arundel County Police Department